



**EVALUATION REPORT**

**FLORIDA BUILDING CODE, 8<sup>TH</sup> EDITION (2023)**

**Manufacturer:** JOHNS MANVILLE CORPORATION  
 P.O. Box 5108  
 Denver, CO 80217  
 (303) 978-2478  
[www.jm.com](http://www.jm.com)

*Issued April 30, 2023*

**Manufacturing Plants:** Pawtucket, RI  
 Lancaster, SC

**Quality Assurance:** UL LLC (QUA9625)

**SCOPE**

**Category:** Roofing  
**Subcategory:** Single Ply Roof System  
**Code Edition:** Florida Building Code, 8<sup>th</sup> Edition (2023) High-Velocity Hurricane Zones (HVHZ)  
**Code Sections:** 1515.1.1 , 1515.1.4, 1515.2.4, 1523.1.1, 1523.6.2, 1523.6.5.2.9  
**Properties:** Wind Resistance, Physical Properties, Impact Resistance

**PRODUCT DESCRIPTION**

Products	Specification	Description
JM PVC-50 mil	ASTM D 4434	Nominal 50-mil thick polyvinyl chloride with DuPont™ Elvaloy KEE single-ply roof membrane with polyester scrim reinforcement
JM PVC-60 mil	ASTM D 4434	Nominal 60-mil thick polyvinyl chloride with DuPont™ Elvaloy KEE single-ply roof membrane with polyester scrim reinforcement
JM PVC-80 mil	ASTM D 4434	Nominal 80-mil thick polyvinyl chloride with DuPont™ Elvaloy KEE single-ply roof membrane with polyester scrim reinforcement
JM PVC Fleece Backed-60 mil	ASTM D 4434	Nominal 60-mil thick polyvinyl chloride with DuPont™ Elvaloy KEE single-ply roof membrane with polyester scrim reinforcement and polyester fleece backing
JM PVC Fleece Backed-80 mil	ASTM D 4434	Nominal 80-mil thick polyvinyl chloride with DuPont™ Elvaloy KEE single-ply roof membrane with polyester scrim reinforcement and polyester fleece backing
JM PVC SD Plus-50 mil	ASTM D 4434	Nominal 50-mil thick polyvinyl chloride single-ply roof membrane with polyester scrim reinforcement
JM PVC SD Plus-60 mil	ASTM D 4434	Nominal 60-mil thick polyvinyl chloride single-ply roof membrane with polyester scrim reinforcement
JM PVC SD Plus-80 mil	ASTM D 4434	Nominal 80-mil thick polyvinyl chloride single-ply roof membrane with polyester scrim reinforcement
JM PVC SD Plus FB-60 mil	ASTM D 4434	Nominal 60-mil thick polyvinyl chloride single-ply roof membrane with polyester scrim reinforcement and polyester fleece backing
JM PVC SD Plus FB-80 mil	ASTM D 4434	Nominal 80-mil thick polyvinyl chloride single-ply roof membrane with polyester scrim reinforcement and polyester fleece backing
JM PVC SL-50 mil	ASTM D 4434	Nominal 50-mil thick polyvinyl chloride single-ply roof membrane with polyester scrim reinforcement for mechanically attached membrane applications only
JM PVC SL-60 mil	ASTM D 4434	Nominal 60-mil thick polyvinyl chloride single-ply roof membrane with polyester scrim reinforcement for mechanically attached membrane applications only
JM PVC SL-80 mil	ASTM D 4434	Nominal 80-mil thick polyvinyl chloride single-ply roof membrane with polyester scrim reinforcement for mechanically attached membrane applications only

**REFERENCES**

---

<u>Entity</u>	<u>Report No.</u>	<u>Standard</u>
Atlantic & Caribbean Roof Consulting (TST4671)	ACRC 14-026	TAS 114(D) (2011)
Atlantic & Caribbean Roof Consulting (TST4671)	ACRC 14-027	TAS 114(D) (2011)
Atlantic & Caribbean Roof Consulting (TST4671)	ACRC 14-028	TAS 114(D) (2011)
Atlantic & Caribbean Roof Consulting (TST4671)	ACRC 14-029	TAS 114(D) (2011)
Atlantic & Caribbean Roof Consulting (TST4671)	ACRC 14-030	TAS 114(D) (2011)
Atlantic & Caribbean Roof Consulting (TST4671)	ACRC 14-031	TAS 114(D) (2011)
Atlantic & Caribbean Roof Consulting (TST4671)	ACRC 14-032	TAS 114(D) (2011)
Atlantic & Caribbean Roof Consulting (TST4671)	ACRC 14-033	TAS 114(D) (2011)
Atlantic & Caribbean Roof Consulting (TST4671)	ACRC 14-034	TAS 114(D) (2011)
Atlantic & Caribbean Roof Consulting (TST4671)	ACRC 14-035	TAS 114(D) (2011)
Atlantic & Caribbean Roof Consulting (TST4671)	ACRC 14-036	TAS 114(D) (2011)
Atlantic & Caribbean Roof Consulting (TST4671)	ACRC 14-037	TAS 114(D) (2011)
Atlantic & Caribbean Roof Consulting (TST4671)	ACRC 14-038	TAS 114(D) (2011)
Atlantic & Caribbean Roof Consulting (TST4671)	ACRC 14-039	TAS 114(D) (2011)
Atlantic & Caribbean Roof Consulting (TST4671)	ACRC 14-040	TAS 114(D) (2011)
Atlantic & Caribbean Roof Consulting (TST4671)	ACRC 14-041	TAS 114(D) (2011)
Atlantic & Caribbean Roof Consulting (TST4671)	ACRC 14-042	TAS 114(D) (2011)
Atlantic & Caribbean Roof Consulting (TST4671)	ACRC 14-043	TAS 114(D) (2011)
Atlantic & Caribbean Roof Consulting (TST4671)	ACRC 14-044	TAS 114(D) (2011)
Atlantic & Caribbean Roof Consulting (TST4671)	ACRC 14-045	TAS 114(D) (2011)
Atlantic & Caribbean Roof Consulting (TST4671)	ACRC 14-046	TAS 114(D) (2011)
FM Approvals (TST1867)	3009502	FM 4470 (2016)
FM Approvals (TST1867)	3012321	FM 4470 (2016)
FM Approvals (TST1867)	3014692	FM 4470 (2016)
FM Approvals (TST1867)	3014751	FM 4470 (2016)
FM Approvals (TST1867)	3015444	FM 4470 (2016)
FM Approvals (TST1867)	3016629	FM 4470 (2016)
FM Approvals (TST1867)	3018579	FM 4450 (1989)
FM Approvals (TST1867)	3018807	FM 4470 (2016)
FM Approvals (TST1867)	3025168	FM 4470 (2016)
FM Approvals (TST1867)	3025170	FM 4470 (2016)
FM Approvals (TST1867)	3025245	FM 4470 (2016)
FM Approvals (TST1867)	3025881	FM 4470 (2016)
FM Approvals (TST1867)	3028040	FM 4470 (2016)
FM Approvals (TST1867)	3030259	FM 4470 (2016)
FM Approvals (TST1867)	3030351	FM 4470 (2016)
FM Approvals (TST1867)	3030383	FM 4470 (2016)
FM Approvals (TST1867)	3031670	FM 4470 (2016)
FM Approvals (TST1867)	3033308	FM 4470 (2016)
FM Approvals (TST1867)	3035191	FM 4470 (2016)
FM Approvals (TST1867)	3035538	FM 4470 (2016)
FM Approvals (TST1867)	3037110	FM 4470 (2016)
FM Approvals (TST1867)	3037540	FM 4450 (1989)
FM Approvals (TST1867)	3039813	FM 4470 (2016)
FM Approvals (TST1867)	3040105	FM 4470 (2016)
FM Approvals (TST1867)	3043824	FM 4470 (2016)
FM Approvals (TST1867)	3044716	FM 4470 (2016)
FM Approvals (TST1867)	3046174	FM 4470 (2016)
FM Approvals (TST1867)	3051609	FM 4470 (2016)
FM Approvals (TST1867)	3052787	FM 4470 (2016)
FM Approvals (TST1867)	3053026	FM 4470 (2016)
FM Approvals (TST1867)	3055227	FM 4470 (2016)
FM Approvals (TST1867)	3055491	FM 4470 (2016)
FM Approvals (TST1867)	3055845	FM 4470 (2016)
FM Approvals (TST1867)	3056049	FM 4470 (2016)
FM Approvals (TST1867)	3056303	FM 4470 (2016)
FM Approvals (TST1867)	3056677	FM 4470 (2016)
FM Approvals (TST1867)	3058201	FM 4470 (2016)
FM Approvals (TST1867)	3058326	FM 4470 (2016)
FM Approvals (TST1867)	3058374	FM 4470 (2016)
FM Approvals (TST1867)	3059030	FM 4470 (2016)
FM Approvals (TST1867)	3059662	FM 4470 (2016)

<u>Entity</u>	<u>Report No.</u>	<u>Standard</u>
FM Approvals (TST1867)	3060138	FM 4470 (2016)
FM Approvals (TST1867)	3060573	FM 4470 (2016)
FM Approvals (TST1867)	3060614	FM 4470 (2016)
FM Approvals (TST1867)	3061218	FM 4470 (2016)
FM Approvals (TST1867)	3061328	FM 4470 (2016)
FM Approvals (TST1867)	3062897	FM 4470 (2016)
FM Approvals (TST1867)	3063554	FM 4470 (2016)
FM Approvals (TST1867)	3014692	FM 4470 (2016)
FM Approvals (TST1867)	3014692	FM 4470 (2016)
FM Approvals (TST1867)	3018732	FM 4470 (2016)
FM Approvals (TST1867)	3056207	FM 4470 (2016)
FM Approvals (TST1867)	PR449524	FM 4470 (2016)
FM Approvals (TST1867)	PR450753	FM 4470 (2016)
FM Approvals (TST1867)	PR451795	FM 4470 (2016)
FM Approvals (TST1867)	PR452385	FM 4470 (2016)
FM Approvals (TST1867)	PR452580	FM 4470 (2016)
FM Approvals (TST1867)	PR453724	FM 4470 (2016)
FM Approvals (TST1867)	PR454134	FM 4470 (2016)
FM Approvals (TST1867)	PR454134	FM 4470 (2016)
FM Approvals (TST1867)	PR454135	FM 4470 (2016)
FM Approvals (TST1867)	PR454167	FM 4470 (2016)
FM Approvals (TST1867)	PR454270	FM 4470 (2016)
FM Approvals (TST1867)	PR454361	FM 4470 (2016)
FM Approvals (TST1867)	PR454859	FM 4470 (2016)
FM Approvals (TST1867)	PR454859	FM 4470 (2016)
FM Approvals (TST1867)	PR455344	FM 4470 (2016)
FM Approvals (TST1867)	PR455671	FM 4470 (2016)
FM Approvals (TST1867)	PR455897	FM 4470 (2016)
FM Approvals (TST1867)	PR456300	FM 4470 (2016)
FM Approvals (TST1867)	PR457305	FM 4470 (2016)
FM Approvals (TST1867)	PR459421	FM 4470 (2016)
FM Approvals (TST1867)	PR459758	FM 4470 (2016)
FM Approvals (TST1867)	PR460141	FM 4470 (2016)
FM Approvals (TST1867)	PR460477	FM 4470 (2016)
FM Approvals (TST1867)	PR460648	FM 4470 (2016)
FM Approvals (TST1867)	PR461495	FM 4470 (2016)
FM Approvals (TST1867)	RR227071	FM 4470 (2016)
FM Approvals (TST1867)	RR228007	FM 4470 (2016)
FM Approvals (TST1867)	RR229340	FM 4470 (2016)
FM Approvals (TST1867)	RR230933	FM 4470 (2016)
FM Approvals (TST1867)	RR232432	FM 4470 (2016)
FM Approvals (TST1867)	RR232748	FM 4470 (2016)
FM Approvals (TST1867)	RR233717	FM 4470 (2016)
FM Approvals (TST1867)	RR234327	FM 4470 (2016)
FM Approvals (TST1867)	RR452580	FM 4470 (2016)
FM Approvals (TST1867)	RR231522	FM 4470 (2016)
FM Approvals (TST1867)	RR231523	FM 4470 (2016)
FM Approvals (TST1867)	RR235241	FM 4470 (2016)
FM Approvals (TST1867)	3062025	FM 4470 (2016)
FM Approvals (TST1867)	RR234750	FM 4470 (2016)
FM Approvals (TST1867)	RR240136	FM 4470 (2016)
FM Approvals (TST1867)	PR465548	FM 4470 (2016)
FM Approvals (TST1867)	PR457312	FM 4470 (2016)
Intertek – York (ATI) (TST1558)	J0079.01-109-18	TAS 114(J) (2011)
Intertek – York (ATI) (TST1558)	J0080.01-109-18	TAS 114(J) (2011)
Intertek – York (ATI) (TST1558)	J0082.01-109-18	TAS 114(J) (2011)
Intertek – York (ATI) (TST1558)	J0083.01-109-18	TAS 114(J) (2011)
Miami-Dade (EVL1528)	12-0216.01	TAS 114(J) (2011)
Miami-Dade (EVL1528)	13-0307.02	TAS 114(J) (2011)
Miami-Dade (EVL1528)	13-0617.20	TAS 114(J) (2011)
Miami-Dade (EVL1528)	14-0627.08	TAS 114(J) (2011)
Momentum Technologies (TST2508)	CX23G3A	ASTM D 4434 (2015)
Momentum Technologies (TST2508)	NX21J0A	ASTM D 4434 (2015)
Momentum Technologies (TST2508)	NX21J0B	ASTM D 4434 (2015)
Momentum Technologies (TST2508)	NX21J0C	ASTM D 4434 (2015)
Nemo  Etc LLC (TST6049)	4a-CEL-22-LSWUS-.01A	TAS 114(D) (2011)

<u>Entity</u>	<u>Report No.</u>	<u>Standard</u>
Nemoj Etc LLC (TST6049)	4a-JM-23-LSWUS-03.A	TAS 114(J) (2011)
PRI Construction Materials Technologies (TST5878)	JMC-086-02-01	TAS 114(J) (2011)
PRI Construction Materials Technologies (TST5878)	JMC-088-02-01	ASTM D 1876 (2008); TAS 117(B) (1995)
PRI Construction Materials Technologies (TST5878)	JMC-088-02-01.8	ASTM D 1876 (2008); TAS 117(A&B) (1995); TAS 114 (2011); FM 4474 (2011)
PRI Construction Materials Technologies (TST5878)	JMC-088-02-01.9	ASTM D 1876 (2008); TAS 117(A&B) (1995); TAS 114 (2011); FM 4474 (2011)
PRI Construction Materials Technologies (TST5878)	JMC-107-02-01 Rev 4	ASTM D 903 (1998); ASTM D 1876 (2008); ASTM D 5147 (2011a); TAS 117(A&B) (1995); TAS 114(C) (1995)
PRI Construction Materials Technologies (TST5878)	JMC-108-02-01	TAS 114 (J) (2011)
PRI Construction Materials Technologies (TST5878)	JMC-109-02-01	TAS 114 (J) (2011)
PRI Construction Materials Technologies (TST5878)	JMC-114-02-01	TAS 114 (J) (2011)
PRI Construction Materials Technologies (TST5878)	JMC-131-02-01	TAS 114 (D) (2011)
PRI Construction Materials Technologies (TST5878)	JMC-132-02-01	TAS 114(D) (2011)
PRI Construction Materials Technologies (TST5878)	JMC-132-02-02	TAS 114(D) (2011)
PRI Construction Materials Technologies (TST5878)	JMC-141-02-01	TAS 114(J) (2011)
PRI Construction Materials Technologies (TST5878)	JMC-143-02-01	TAS 114(D) (2011)
PRI Construction Materials Technologies (TST5878)	JMC-162-02-01	TAS 114(D) (2011)
PRI Construction Materials Technologies (TST5878)	JMC-163-02-01	TAS 114(J) (2011)
PRI Construction Materials Technologies (TST5878)	JMC-168-02-01	TAS 114(J) (2011)
PRI Construction Materials Technologies (TST5878)	JMC-193-02-01	TAS 114(J) (2011)
PRI Construction Materials Technologies (TST5878)	JMC-193-02-01A	TAS 114(D) (2011)
PRI Construction Materials Technologies (TST5878)	JMC-196-02-01	TAS 117(A&B) (1995)
PRI Construction Materials Technologies (TST5878)	JMC-201-02-01A	TAS 114(J) (2011)
PRI Construction Materials Technologies (TST5878)	JMC-201-02-01B	TAS 114(J) (2011)
PRI Construction Materials Technologies (TST5878)	JMC-205-02-01	ASTM D 3746 [(1985(2015)e1]
PRI Construction Materials Technologies (TST5878)	JMC-209-02-01	TAS 114(J) (2011)
PRI Construction Materials Technologies (TST5878)	JMC-242-02-01	TAS 114(J) (2011)
PRI Construction Materials Technologies (TST5878)	JMC-245-02-02	TAS 114(D) (2011)
PRI Construction Materials Technologies (TST5878)	JMC-246-02-01	TAS 114(D) (2011)
PRI Construction Materials Technologies (TST5878)	JMC-267-02-02	TAS 114(D) (2011)
PRI Construction Materials Technologies (TST5878)	JMC-277-02-01	TAS 114(D) (2011)
PRI Construction Materials Technologies (TST5878)	JMC-278-02-02	TAS 114(J) (2011)
PRI Construction Materials Technologies (TST5878)	JMC-278-02-03	TAS 114(J) (2011)
PRI Construction Materials Technologies (TST5878)	JMC-303-02-01	TAS 114(J) (2011)
PRI Construction Materials Technologies (TST5878)	JMC-306-02-01	TAS 114(D) (2011)
PRI Construction Materials Technologies (TST5878)	JMC-306-02-02	TAS 114(J) (2011)
PRI Construction Materials Technologies (TST5878)	JMC-306-02-03	TAS 114(J) (2011)
PRI Construction Materials Technologies (TST5878)	JMC-311-02-01	TAS 114(D) (2011)
PRI Construction Materials Technologies (TST5878)	JMC-339-02-03	ASTM C 1289 (2018); ASTM E 84 (2018b)
PRI Construction Materials Technologies (TST5878)	JMC-339-02-04	ASTM C 1289 (2018); ASTM E 84 (2018b)
PRI Construction Materials Technologies (TST5878)	JMC-343-02-01	TAS 114(J) (2011)
PRI Construction Materials Technologies (TST5878)	JMC-343-02-01	ASTM D 413 (1998(2017)); TAS 117(B ) (1995)
PRI Construction Materials Technologies (TST5878)	JMC-353-02-01	TAS 114(J) (2011)
PRI Construction Materials Technologies (TST5878)	JMC-353-02-02	TAS 114(D) (2011)
PRI Construction Materials Technologies (TST5878)	JMC-354-02-01	TAS 114(J) (2011)
PRI Construction Materials Technologies (TST5878)	JMC-360-02-01	TAS 114(J) (2011)
PRI Construction Materials Technologies (TST5878)	410T0019	TAS 114(J) (2011)
PRI Construction Materials Technologies (TST5878)	410T0026	TAS 114(J) (2011)
PRI Construction Materials Technologies (TST5878)	507T0008	TAS 114(J) (2011)
PRI Construction Materials Technologies (TST5878)	507T0019	ASTM D 1970/D 1970M (2017a)
PRI Construction Materials Technologies (TST5878)	507T0019	ASTM D 2178 (2015a)
PRI Construction Materials Technologies (TST5878)	507T0036	TAS 114(J) (2011)
PRI Construction Materials Technologies (TST5878)	507T0036B	TAS 114(J) (2011)
PRI Construction Materials Technologies (TST5878)	507T0059	TAS 114(J) (2011)
PRI Construction Materials Technologies (TST5878)	507T0062	TAS 114(J) (2011)
PRI Construction Materials Technologies (TST5878)	507T0112	TAS 114(J) (2011)
PRI Construction Materials Technologies (TST5878)	507T0141	TAS 114(D) (2011)
PRI Construction Materials Technologies (TST5878)	507T0193	TAS 114(J) (2011)
PRI Construction Materials Technologies (TST5878)	507T0199	TAS 114(D) (2011)
PRI Construction Materials Technologies (TST5878)	507T0147	TAS 114(D) (2011)
PRI Construction Materials Technologies (TST5878)	507T0187.2	FM 4470 (2016); TAS 117(A&B) (1995)
PRI Construction Materials Technologies (TST5878)	507T0230	TAS 114(D) (2011)
PRI Construction Materials Technologies (TST5878)	507T0234.1	TAS 114(D) (2011); TAS 114(J) (2011);

<u>Entity</u>	<u>Report No.</u>	<u>Standard</u>
PRI Construction Materials Technologies (TST5878)	507T0302	TAS 114(J) (2011)
PRI Construction Materials Technologies (TST5878)	507T0303	TAS 114(J) (2011)
PRI Construction Materials Technologies (TST5878)	507T0306.1	TAS 114(J) (2011)
PRI Construction Materials Technologies (TST5878)	507T0326B	TAS 114(D)
PRI Construction Materials Technologies (TST5878)	507T0327	TAS 114(D)
PRI Construction Materials Technologies (TST5878)	507T0355A.1	TAS 114(J) (2011)
PRI Construction Materials Technologies (TST5878)	507T0345B.1	TAS 114(D)
PRI Construction Materials Technologies (TST5878)	507T0355B	TAS 114(J) (2011)
PRI Construction Materials Technologies (TST5878)	1702T0010	ASTM D 4434 (2015)
PRI Construction Materials Technologies (TST5878)	507T0376	ASTM D 1876 (2008)
PRI Construction Materials Technologies (TST5878)	507T0400	ASTM D 1876 (2008)
PRI Construction Materials Technologies (TST5878)	507T0406	TAS 114(D) (2011)
PRI Construction Materials Technologies (TST5878)	507T0407A	TAS 114(J) (2011)
PRI Construction Materials Technologies (TST5878)	507T0428	TAS 114(J) (2011)
PRI Construction Materials Technologies (TST5878)	507T0381	TAS 114(D)
Robert J.M. Nieminen, P.E.	Compliance Letter 02/09/2017	TAS 114 (2011)
NEMO etc (TST6049)	4a-CEL-LSWUS-01.C	TAS 114(J) (2011);
Trinity ERD (TST6049)	J33600.08.13	TAS 110 (2000)
Trinity ERD (TST6049)	J45020.05.13-1	TAS 114(C) (1995)
Trinity ERD (TST6049)	J45020.09.13-1-R1	TAS 114(C) (1995)
Trinity ERD (TST6049)	JM-SC11190.03.16	TAS 114(J) (2011)
Trinity ERD (TST6049)	JM-SC11320.03.16	TAS 114(D) (2011)
Trinity ERD (TST6049)	SC4910	TAS 114(J) (2011)
Trinity ERD (TST6049)	SFS-SC10010.02.16-R1	TAS 114(J) (2011)
Trinity ERD (TST6049)	JM-SC13465.08.17	TAS 114(D) (2011)
Trinity ERD (TST6049)	J45960.09.13	TAS 114(D) (2011)
Trinity ERD (TST6049)	SC7565.02.15	TAS 114(J) (2011)

## LIMITATIONS


---

1. This report is not for use in the non-HVHZ
2. Fire classification is not within the scope of this evaluation.
3. Foam plastic insulation shall be separated from the building interior in accordance with the FBC 2603.4 and 2603.6.
4. The roof deck and the roof deck attachment information are provided based on testing. FBC requirements for the rational design of the roof deck, including the attachment, are not within the scope of this evaluation.
5. Fastener spacing for insulation attachment is determined using a Minimum Characteristic Force ( $F'$ ) of 275 lbf as demonstrated via testing to TAS 105. If the field tested fastener value is below 275 lbf, then insulation attachment shall not be acceptable.
6. Fastener spacing for base sheets or membrane attachment shall meet the minimum fastener resistance value and the *MDP* for the specified assembly. It is permissible for a qualified professional to submit a revised fastener spacing utilizing the withdrawal resistance value obtained from TAS 105 testing and calculations performed in accordance with RAS 117 and/or RAS 137, when the fastener resistance is found less than required.
7. If mechanical attachment through the lightweight insulating concrete to the structural deck is proposed, a field fastener withdrawal test shall be conducted in compliance with TAS 105 to determine equivalent or increased attachment densities. Revised fastener densities shall be submitted utilizing the withdrawal resistance value obtained from TAS 105 testing and calculations performed in accordance with RAS 117 and/or RAS 137.
8. For assemblies containing mechanical attachment, the allowable uplift pressure for the selected assembly shall meet or exceed the minimum design loads as determined in accordance with the FBC Chapter 16. The attachment density may be increased by a qualified design professional, as necessary, to meet the design pressure requirements in the periphery zones. Calculations shall be conducted in compliance with RAS 117 and/or RAS 137.
9. Reroofing applications shall be examined in accordance with FBC Section 1521. For mechanically fastened systems, a field withdrawal resistance test (TAS 105) shall be conducted by a qualified professional to ensure the fastener meets the minimum design load requirements of the system. For adhered systems, a field uplift resistance test (TAS 124) shall be conducted to confirm conformance of the existing to the minimum design loads.
10. For assemblies containing fully adhered or ribbon adhered attachment, or where extrapolation of the assembly is not permitted, the *MDP* for the selected assembly shall meet or exceed the minimum design loads as determined in accordance with the FBC Chapter 16 without augmentation.
11. Installation of the evaluated products shall comply with this report, the FBC, and the manufacturer's published application instructions. Where discrepancies exist between these sources, the more restrictive and FBC compliant installation detail shall prevail.
12. The minimum roof slope shall be 1/4:12 for new construction.
13. All products listed in this report shall be manufactured under a quality assurance program in compliance with Rule 61G20-3.

### COMPLIANCE STATEMENT

---

The products evaluated herein by Zachary R. Priest, P.E. have demonstrated compliance with the Florida Building Code, 8<sup>th</sup> Edition (2023) High-Velocity Hurricane Zones (HVHZ) as evidenced in the referenced documents submitted by the named manufacturer.



**This item has been digitally signed and sealed by Zachary R. Priest, PE, on 4/30/2024.**

**Printed copies of this document are not considered signed and sealed and the signature must be verified on any electronic copies.**

Zachary R. Priest, P.E.  
Florida Registration No. 74021  
Organization No. ANE9641

### CERTIFICATION OF INDEPENDENCE

---

CREEK Technical Services, LLC does not have, nor will it acquire, a financial interest in any company manufacturing or distributing products under this evaluation.

CREEK Technical Services, LLC is not owned, operated, or controlled by any company manufacturing or distributing products under this evaluation.

Zachary R. Priest, P.E. does not have, nor will acquire, a financial interest in any company manufacturing or distributing products under this evaluation.

Zachary R. Priest, P.E. does not have, nor will acquire, a financial interest in any other entity involved in the approval process of the product.

### APPENDICES

---

- 1) [APPENDIX A](#) – Installation (7 pages)
- 2) [APPENDIX B](#) – Nomenclature (6 pages)
- 3) [APPENDIX C](#) – Approved Assemblies for JM PVC Single-Ply Membranes (53 pages)

**APPENDIX A - INSTALLATION**

**INSTALLATION**

Note - Refer to the [APPROVED ASSEMBLIES](#) section of this report for specific installation details of a selected assembly.

Unless otherwise specified in this report the following installation details shall be met for the named products:

Component	Product	Installation Detail
Fasteners, Battens & Plates	JM All Purpose Fastener	#14 fasteners; Min. 3/4-inch penetration through the top rib of the steel deck or wood deck; Min. 1-inch penetration into concrete deck
	JM APB Plates	2-inch diameter; Galvalume steel plate with reinforcing ribs and barbs
	JM Extra High Load Fastener	#21 fastener; Min. 3/4-inch penetration through the top rib of the steel deck;
	JM Extra High Load Plates	3-inch diameter; Galvalume steel plate with eyehooks
	JM High Load Plates	2 3/8-inch diameter; Galvalume steel plate with eyehooks
	JM High Load Plus Plates	2 3/4-inch diameter; Galvalume steel plate with barbs
	JM High Load Fastener	#15 fastener; Min. 3/4-inch penetration through the top rib of the steel deck or wood deck;
	JM High Load LH Fastener	#15 fastener with oversized head; Min. 3/4-inch penetration through the top rib of the steel deck or wood deck;
	JM UltraFast Fastener	#12 fastener; Min. 3/4-inch penetration through the top rib of the steel deck or wood deck
	JM UltraFast Metal Plate (Round) or UltraFast Plate Metal Recessed	3-inch diameter round; Galvalume steel plate; Only for use with the following products: ENRGY 3, ENRGY 3 AGF, ENRGY 3 CGF, ENRGY 3 FR, ENRGY 3 C1, ENRGY 3 C1 CGF, Retro-Fit, SeparatoR, SeparatoR CGF, SeparatoR CGF FR, DuraBoard, DuraFoam, Fesco, and Fesco Foam
	JM UltraFast Metal Plate (Square) or UltraFast Plate Metal Flat	3-inch square; Galvalume steel plate
	JM UltraLok Fastener	Min. 1.8-inch galvanized steel tube and coated-steel locking staple pre-assembled with 2.7-inch diameter Galvalume steel plate
	JM Polymer Membrane Batten	Membrane anchors and plastic strips
	JM Purlin Fastener	Min. 3/4-inch penetration through purlin
	JM PVC RhinoPlate	Min. 3-inch diameter for PVC membranes; Induction welded in the field of membrane; welds not permitted at lap seams; For use only with bareback membrane
	JM Structural Concrete Deck Fastener	Concrete deck only; Min. 1-inch penetration into concrete deck
	OMG 3 in. Ribbed Galvalume Plate (Flat)	3-inch diameter round; Galvalume steel plate
	OMG #12 Standard Roofgrip	#12 fastener; Min. 3/4-inch penetration through the top rib of the steel deck or wood deck
	OMG CR Base Sheet Fastener	Base sheet fastener with 1.75-inch galvanized steel shank coated with CR-10 and integrated 2.75-inch diameter Galvalume plate.
	OMG XHD	#15 fastener; Min. 3/4-inch penetration through the top rib of the steel deck or wood deck;
SFS Intec Dekfast DF-#12-PH3 Fastener	#12 fasteners; Min. 3/4-inch penetration through the top rib of the steel deck or wood deck;	
SFS Intec Dekfast DF-#14-PH3 Fastener	#15 fasteners; Min. 3/4-inch penetration through the top rib of the steel deck or wood deck; Min. 1-inch penetration into concrete deck	
SFS Intec Dekfast DF-#15-PH3 Fastener	#15 fasteners; Min. 3/4-inch penetration through the top rib of the steel deck or wood deck; Min. 1-inch penetration into concrete deck	
SFS Intec Dekfast PLT-H-2-7/8	2-7/8" hexagonal galvalume steel stress plate	
SFS Intec Dekfast PLT-R-3	3-inch diameter round; Galvalume steel plate	



**APPENDIX A - INSTALLATION**

Component	Product	Installation Detail
Fasteners, Battens & Plates (Cont'd)	SFS Intec FI-P-6.8-PVC	Min. 3-inch diameter for PVC membranes; Induction welded in the field of membrane; welds not permitted at lap seams; For use only with min. 60 mil thick bareback membrane
	Trufast 3" Metal Insulation Plate	3-inch diameter round; Galvalume steel plate
	Trufast #12 Purlin Fastener	Installed into min. 16ga. steel purlins
	Trufast #12 DP Fastener	#12 fasteners; Min. 3/4-inch penetration through the top rib of the steel deck or wood deck;
	Trufast #14 HD Fastener	#14 fasteners; Min. 3/4-inch penetration through the top rib of the steel deck or wood deck; Min. 1-inch penetration into concrete deck
	Trufast #15 EHD Fastener	#15 fasteners; Min. 3/4-inch penetration through the top rib of the steel deck or wood deck;
	Trufast Fluted Concrete Nails	Concrete deck only
	Trufast Deep Well Batten Bar	Galvalume steel membrane batten with recessed holes
	Trufast Straight Line Batten Bar	Galvalume steel membrane batten for use with Twin-Loc Nail without integrated plate
	Trufast Twin Loc-Nail	Min. 1.4-inch shank; Base sheet fastener with and without integrated 2.7-inch diameter plate.
	Trufast VERSA-FAST fastener	Min. 2 1/4-inch length; Min. 3/4-inch penetration through wood deck
Insulation Adhesives	JM MBR Bonding Adhesive	Fully adhered at a rate of 1.5-2.0 gal/100 ft <sup>2</sup>
	JM One-Step Foamable Adhesive	Ribbon adhered in 3/4 to 1-inch wide beads
	ICP Adhesives CR-20	
	OMG OlyBond 500	
	JM Two Part Urethane Insulation Adhesive Canister or JM Two-Part UIA Canister	
	JM Two Part Urethane Insulation Adhesive or JM Two-Part UIA	Ribbon adhered in 3/4 to 1-inch wide beads
	JM Roofing System Urethane Adhesive	
	JM Urethane Insulation Adhesive	Ribbon adhered in 1/2-inch wide beads
ASTM D 312, Type IV asphalt	Fully adhered within the EVT range at a rate of 25-40 lbs/100 ft <sup>2</sup>	
Insulation/Cover Boards	EPS	Min. 0.5-inch, min. 1.8 pcf (HVHZ) or min. 1.5 pcf (non-HVHZ) expanded polystyrene; Adhered boards shall be a maximum 4-ft x 4-ft
	Georgia-Pacific DensDeck	Min. 1/4-inch thick
	Georgia-Pacific DensDeck Prime	
	Georgia-Pacific DensDeck Storm X Prime	
	JM ENRGY 3	Min. 1/2-inch thick; Min. 20 psi; Adhered boards shall be a maximum 4 ft x 4 ft
	JM ENRGY 3 C1	
	JM ENRGY 3 AGF	
	JM ENRGY 3 CGF	
	JM ENRGY 3 C1 CGF	
	JM ENRGY 3 FR	Min. 3/4-inch thick; Min. 20 psi
	JM Fesco Board	
	JM Fesco Foam	Min. 1.5-inch thick; Min. 20 psi; Adhered boards shall be a maximum 4 ft x 4 ft
	JM Invinso Roof Board	1/4-inch thick; Adhered boards shall be a maximum 4 ft x 4 ft
	JM Invinso Foam Roof Board	
	JM Invinso FR Roof Board	
JM ProtectoR Foam	Min. 2-inch thick; Min. 80psi top layer; Min. 20psi bottom layer; Adhered boards shall be a maximum 4 ft x 4 ft	
JM ProtectoR HD	1/2-inch thick; Min. 80 psi; Adhered boards shall be a maximum 4 ft x 4 ft	
JM ProtectoR HD FR		



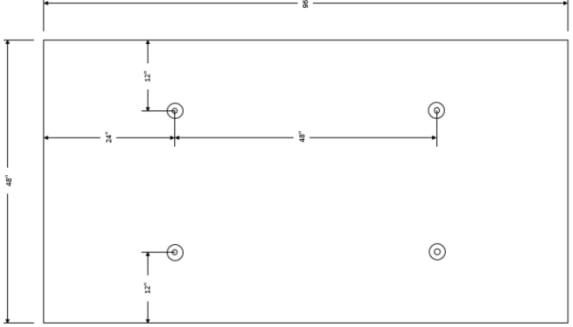
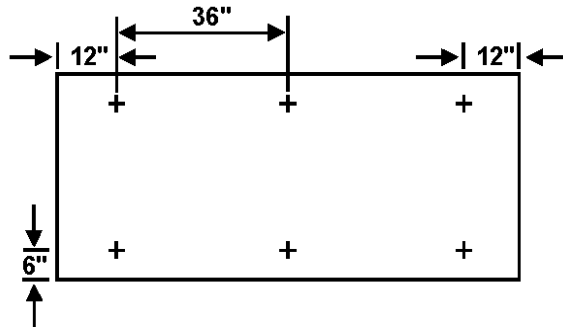
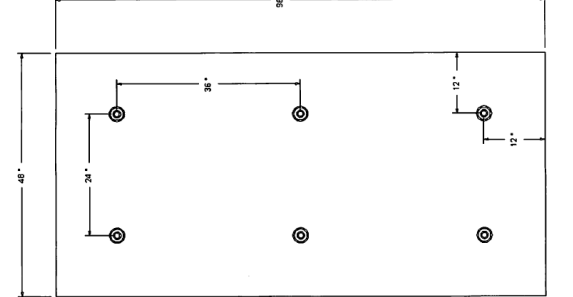
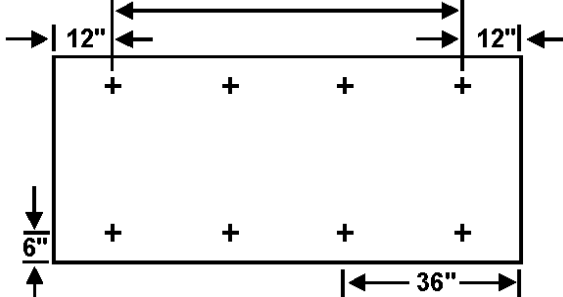
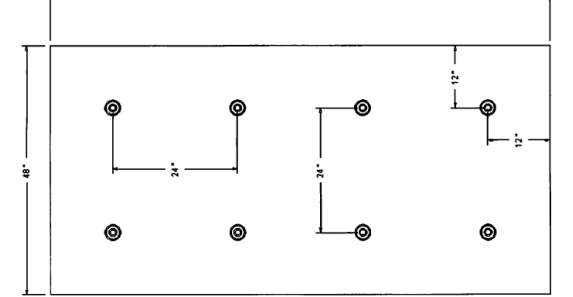
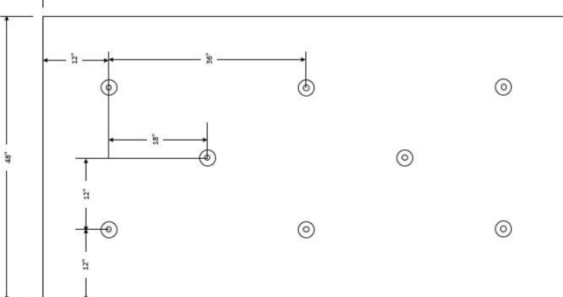
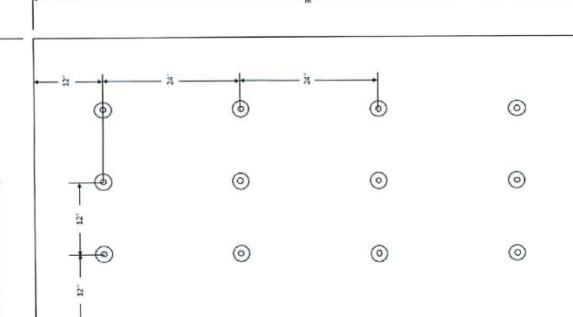
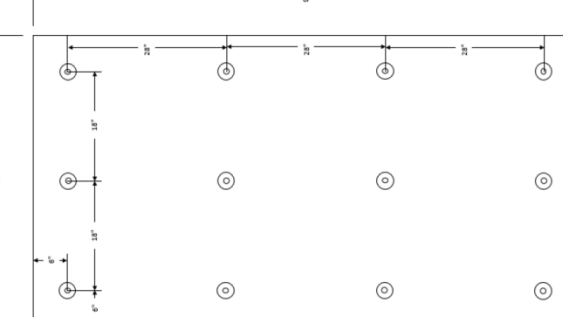
**APPENDIX A - INSTALLATION**

Component	Product	Installation Detail
Insulation/Cover Boards (Cont'd)	JM 1/2" Retro-Fit Board	1/2-inch thick; Adhered boards shall be a maximum 4 ft x 4 ft
	JM RetroPlus Roof Board	
	JM SECUROCK Glass-Mat Roof Board	Min. 1/4-inch thick
	JM SECUROCK Gypsum-Fiber Roof Board	
	JM SeparatoR	1/2-inch thick; Min. 25 psi; Adhered boards shall be a maximum 4 ft x 4 ft
	JM SeparatoR CGF	1/2-inch thick; Min. 25 psi; Adhered boards shall be a maximum 4 ft x 4 ft
	JM SeparatoR FR	
	National Gypsum DEXcell Cement Roof Board	Min. 7/16-inch thick; Adhered boards shall be a maximum 4 ft x 4 ft
	National Gypsum DEXcell Glass Mat Roof Board	Min. 1/4-inch thick
National Gypsum DEXcell FA Glass Mat Roof Board		
PVC Membrane Adhesives	ASTM D 312, Type IV asphalt	Fully adhered within the EVT range at a rate of 25-40 lbs/100 ft <sup>2</sup> ; For use only with JM PVC Fleece Backed membranes only
	JM All Season Sprayable Bonding Adhesive	For JM PVC Fleece Backed membranes only; The adhesive is applied both to the substrate and the underside of the membrane at a rate of 0.21-0.23 gal/100ft <sup>2</sup> for a total application rate of 0.41-0.47gal/100ft <sup>2</sup>
	JM PVC All Season Sprayable Bonding Adhesive	Fully adhered at rate of 500 ft <sup>2</sup> /canister; Applied simultaneously to underside of membrane and substrate; For use with JM PVC smooth backed membranes only
	JM PVC Membrane Adhesive (Low VOC)	Fully adhered at rate of 50-90 ft <sup>2</sup> /gal (1.1-2.0 gal/100ft <sup>2</sup> ); Applied simultaneously to underside of membrane and substrate; For use with JM PVC smooth backed membranes only
	JM PVC Water Based Membrane Adhesive	Bareback PVC shall be fully adhered in one-sided application applied to the substrate at a rate of 0.4-0.5 gal/100ft <sup>2</sup> ; Fleeceback PVC shall be fully adhered in one-sided application applied to the substrate at a rate of 0.6-0.8 gal/100ft <sup>2</sup>
	JM Roofing System Urethane Adhesive	Ribbon adhered in 1/2 to 3/4-inch wide beads; "Spatter" application applied at 0.55 to 0.75 gal/100ft <sup>2</sup> ; For use only with JM PVC Fleece Backed membranes only
	JM Two Part Urethane Insulation Adhesive Canister	Applied in spatter pattern at a rate of 0.32 gal/100ft <sup>2</sup> or 1/2-inch wide beads; For use only with JM PVC Fleece Backed membranes only
SA Primer	JM SA Primer Low VOC	Applied at rate of 0.5 gal/sq.
	JM SA Primer	Applied 0.75-1.25 gal/100ft <sup>2</sup> on porous surfaces and 0.25-0.75 gal/100ft <sup>2</sup> on nonporous surfaces
	JM All Season Sprayable Bonding Adhesive	Applied at rate of 500 ft <sup>2</sup> /canister
Vapor Barriers	JM DynaBase HW	Min. 3-inch wide side-laps; Min. 6-inch end laps; Torch adhered to primed concrete deck
	JM DynaWeld Base	
	JM DynaBase	Min. 3-inch wide side-laps; Min. 6-inch end laps; Applied with hot or cold <i>approved</i> adhesives
	JM DynaBase PR	
	JM DynaLastic 180	
	JM DynaLastic 180 FR	
	JM DynaLastic 180 S	
	JM DynaLastic 250	
	JM DynaLastic 250 FR	
	JM DynaLastic 250 S	
	JM DynaFast 180 S	
	JM DynaMax	
JM DynaMax FR		

**APPENDIX A - INSTALLATION**

Component	Product	Installation Detail
Vapor Barriers (Cont'd)	JM DynaGrip Base SD/SA	Min. 3-inch wide side-laps; Min. 6-inch end laps; Self-adhered
	JM DynaGrip Base PR SD/SA	
	JM Vapor Barrier SA	Self-adhered to primed wood, gypsum or concrete decks; Min. 3-inch sides laps; Min. 6-inch end laps
	JM Vapor Barrier SAR	Self-adhered to primed wood, gypsum or concrete decks; Min. 3-inch sides laps; Min. 6-inch end laps
Vapor Barrier Adhesives	DynaSet 1k	Min. 4-inch laps sealed at a rate of 1.5-2.0gal/100ft <sup>2</sup> ; Applied to substrate in 0.5-0.75-inch wide continuous ribbons
	DynaSet 2k	
Base Sheets	JM DynaBase	Min. 3-inch wide side-laps; Min. 6-inch end laps; Applied with hot or cold <i>approved</i> adhesives
	JM DynaBase HW	Min. 3-inch wide side-laps; Min. 6-inch end laps; Torch adhered
	JM DynaFast 180 S	Min. 3-inch wide side-laps; Min. 6-inch end laps; Side-laps shall be installed perpendicular to the direction of the steel deck ribs and parallel to the direction of the wood trusses for mechanically attached systems
PVC Single-Ply Membranes	JM PVC-50 mil	Min. 2-inch wide side-laps with min. 1.5-inch wide heat weld for adhered systems; In-lap fastened systems shall have min. 6-inch wide side-laps with min. 1.5-inch wide heat weld; Side-laps shall be installed perpendicular to the direction of the steel deck ribs and parallel to the direction of the wood trusses for mechanically attached systems
	JM PVC-60 mil	
	JM PVC-80 mil	
	JM PVC Fleece Backed-60 mil	
	JM PVC Fleece Backed-80 mil	
	JM PVC SD Plus-50 mil	
	JM PVC SD Plus-60 mil	
	JM PVC SD Plus-80 mil	
	JM PVC FB SD Plus-60 mil	
	JM PVC FB SD Plus-80 mil	
	JM PVC SL-50 mil	Shall have min. 6-inch wide side-laps with min. 1.5-inch wide heat weld; Side-laps shall be installed perpendicular to the direction of the steel deck ribs and parallel to the direction of the wood trusses
	JM PVC SL-60 mil	
JM PVC SV-80 mil		
Cellular Lightweight Insulating Concrete	Celcore MF with HS Rheology Admixture	Slurry coat min. 1/8-inch thick; 1-inch thick EPS board (1 lbs/ft <sup>3</sup> ); Min. 2-inch thick top coat; Celcore PVA curing compound applied at rate of 300 ft <sup>2</sup> /gal.
	Mearlcrete	Slurry coat min. 1/8-inch thick; 1" thick EPS board (1 lbs/ft <sup>3</sup> ); Min. 2-inch thick top coat;
	Elastizell	
	Concrecel	
	Cellular Lightweight Concrete	

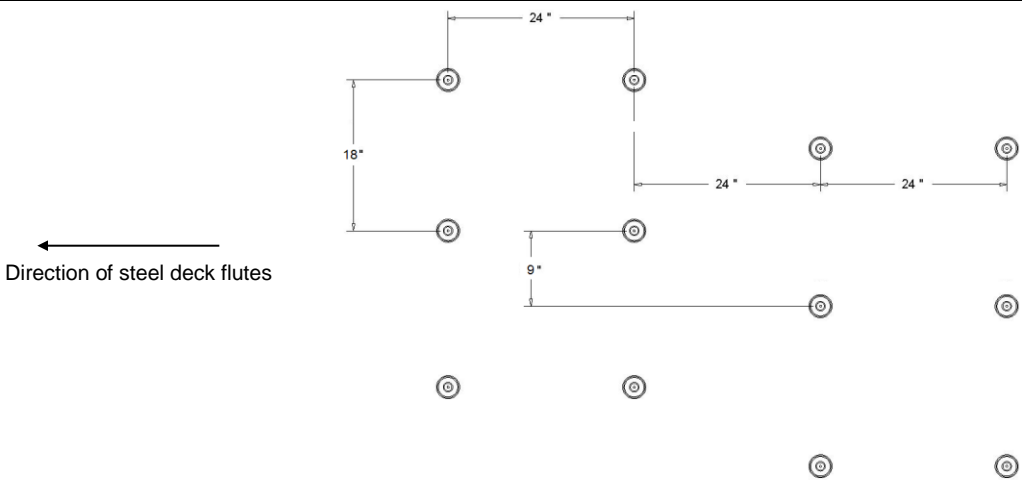
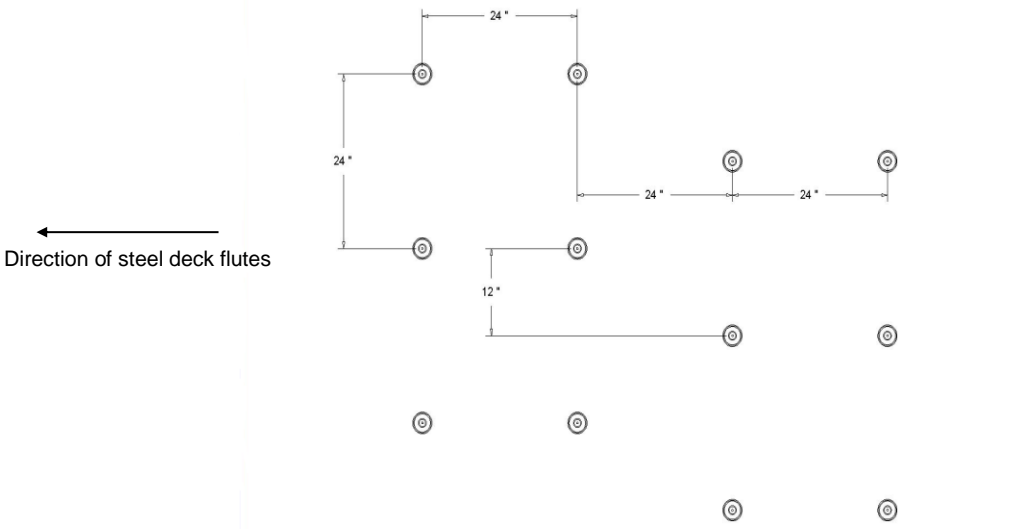
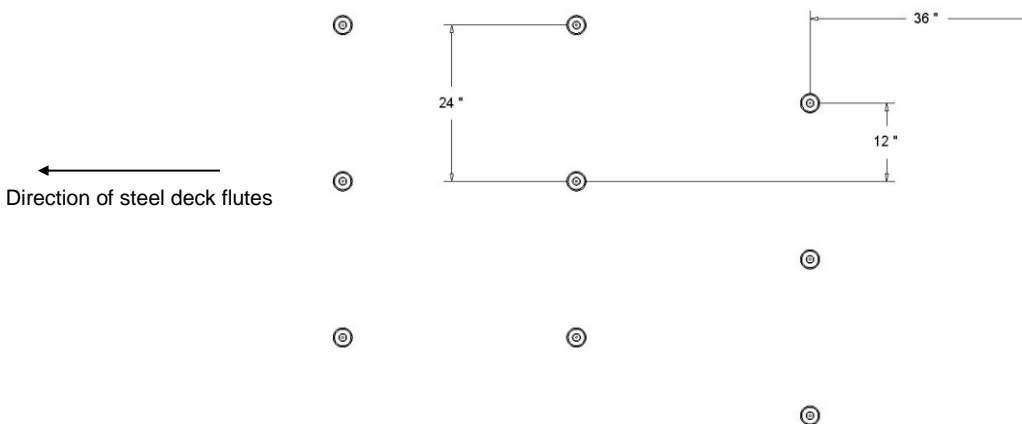
APPENDIX A - INSTALLATION

Insulation/Cover Board Fastening Patterns	
 <p>4 per 4-ft x 8-ft board (Max. 8.0-ft<sup>2</sup> contributory area per fastener)</p>	 <p>6 per 4-ft x 8-ft board Pattern #1 (Max. 5.33-ft<sup>2</sup> contributory area per fastener)</p>
 <p>6 per 4-ft x 8-ft board Pattern #2 (Max. 5.33-ft<sup>2</sup> contributory area per fastener)</p>	<p>3 Spaces @ 24"</p>  <p>8 per 4-ft x 8-ft board Pattern #1 (Max. 4.0-ft<sup>2</sup> contributory area per fastener)</p>
 <p>8 per 4-ft x 8-ft board Pattern #2 (Max. 4.0-ft<sup>2</sup> contributory area per fastener)</p>	 <p>8 per 4-ft x 8-ft board Pattern #3 (Max. 4.0-ft<sup>2</sup> contributory area per fastener)</p>
 <p>12 per 4-ft x 8-ft board Pattern #1 (Max. 2.67-ft<sup>2</sup> contributory area per fastener)</p>	 <p>12 per 4-ft x 8-ft board Pattern #2 (Max. 2.67-ft<sup>2</sup> contributory area per fastener)</p>

**APPENDIX A - INSTALLATION**

Insulation/Cover Board Fastening Patterns	
<p><i>14 per 4-ft x 8-ft board</i> (Max. 2.29-ft<sup>2</sup> contributory area per fastener)</p>	<p><i>16 per 4-ft x 8-ft board</i> (Max. 2.0-ft<sup>2</sup> contributory area per fastener)</p>
<p><i>18 per 4-ft x 8-ft board Pattern #1</i> (Max. 1.78-ft<sup>2</sup> contributory area per fastener)</p>	<p><i>18 per 4-ft x 8-ft board Pattern #2</i> (Max. 1.78-ft<sup>2</sup> contributory area per fastener)</p>
<p><i>20 per 4-ft x 8-ft board</i> (Max. 1.6-ft<sup>2</sup> contributory area per fastener)</p>	<p><i>24 per 4-ft x 8-ft board</i> (Max. 1.33-ft<sup>2</sup> contributory area per fastener)</p>
<p><i>24 per 4-ft x 8-ft board Pattern #2</i> (Max. 1.33-ft<sup>2</sup> contributory area per fastener)</p>	<p><i>32 per 4-ft x 8-ft board</i> (Max. 1.0-ft<sup>2</sup> contributory area per fastener)</p>

**APPENDIX A - INSTALLATION**

<b>Alternate Fastener Patterns for Induction Weld Assemblies Only</b>	
Description	Fastening Array Repeated Using the Geometric Grid Shown Below
<p><i>1.5-ft x 2-ft staggered grid</i></p>	
<p><i>2-ft x 2-ft staggered grid</i></p>	
<p><i>2-ft x 3-ft staggered grid</i></p>	

**APPENDIX B – NOMENCLATURE**

**NOMENCLATURE**

The following naming conventions are utilized to specify products in the [APPROVED ASSEMBLIES](#) section of this report. Refer to the nomenclature below when deciphering the allowable products for use in the selected assembly. Installation requirements shall be as noted in the [APPROVED ASSEMBLIES](#) section of this report.

Name	Definition
1168	JM 1168 Membrane Adhesive
2-Part UIA	JM Two Part Urethane Insulation Adhesive, JM Two-Part UIA, JM Two Part Urethane Insulation Adhesive Canister, or JM Two-Part UIA Canister
2-Part UIA-C(B)	JM Two Part Urethane Insulation Adhesive Canister or JM Two-Part UIA Canister applied in 1/2-inch wide beads
2-Part UIA-C(S)	JM Two Part Urethane Insulation Adhesive Canister or JM Two-Part UIA Canister applied in spatter application at a rate of 3.5-3.9 lbs/100ft <sup>2</sup>
AP Fasteners & Plates	All Purpose Fastener, Trufast #14 HD Fastener or Structural Concrete Deck Fastener (concrete only) and UltraFast Metal Plate (Round) or UltraFast Metal Plate (Square) or UltraFast Plate Metal Flat
AP Fasteners & Plates (Square)	All Purpose Fastener, Trufast #14 HD Fastener or Structural Concrete Deck Fastener (concrete only) and UltraFast Metal Plate (Square) or UltraFast Plate Metal Flat
AP Fasteners & Trufast Plates	All Purpose Fastener, Trufast #14 HD Fastener or Structural Concrete Deck Fastener (concrete only) and Trufast 3" Metal Insulation Plate
APB Fasteners & Plates	JM APB Plates and JM High Load Fasteners ( <i>Wood Deck</i> or <i>Steel Deck</i> ) or JM All Purpose Fasteners ( <i>Concrete Deck</i> )
As Tested	Information provided to the report user based on the as tested condition of the roof system
ASBA	JM All Season Sprayable Bonding Adhesive
Cover Board	One layer of any of the following products: -Georgia-Pacific DensDeck -Georgia-Pacific DensDeck Prime -Georgia-Pacific DensDeck StormX Prime -JM Invinsa Roof Board -JM Invinsa FR Roof Board -JM ProtectorR HD -JM ProtectorR HD FR -JM 1/2" Retro-Fit Board -JM RetroPlus Roof Board -JM SECUROCK Glass-Mat Roof Board -JM SECUROCK Gypsum-Fiber Roof Board -National Gypsum DEXcell FA Glass Mat Roof Board -National Gypsum DEXcell Glass Mat Roof Board -National Gypsum DEXcell Cement Roof Board
Deck Detail	All decks shall be designed by others in accordance with FBC requirements. As Tested deck construction details are described as follows:
	<i>Concrete Deck</i>   Min. $f_c = 2,500$ psi at 28 days
	<i>CWF Deck</i>   Min. 2.5-inch thick Tectum I cementitious wood fiber panels

APPENDIX B – NOMENCLATURE

Name	Definition																				
<i>Deck Detail (Cont'd)</i>	<p>Min. 22 ga, Wide Rib Deck (Type WR) conforming to ANSI/SDI-RD1.0 &amp; FBC; 0.5% Vented for <i>LW/IC</i> applications only. The following nomenclature is used to further describe the <i>As Tested</i> condition.</p> <table border="1"> <tr> <td><i>F</i>&lt;#&gt;</td> <td>&lt;#&gt; of #12-24 HWH self-drilling screws or equivalent fasteners at each flute used to secure the deck to the structural supports; Min. 1/4-inch penetration</td> </tr> <tr> <td><i>G</i>&lt;#&gt;</td> <td>Min. Grade &lt;#&gt; of <i>Steel Deck</i></td> </tr> <tr> <td><i>H</i>&lt;#&gt;</td> <td>&lt;#&gt; of Hilti X-HSN 24 fastener or equivalent fasteners at each flute used to secure the deck to the structural supports; Min. 1/4-inch penetration</td> </tr> <tr> <td><i>L</i>&lt;#&gt;</td> <td>Max. span of &lt;#&gt; ft</td> </tr> <tr> <td><i>P</i></td> <td>Min. 5/8-inch diameter puddle welds at each flute used to secure the deck to the structural supports</td> </tr> <tr> <td><i>S</i>&lt;#&gt;</td> <td>1/4 "-14 HWH x7/8" self-drilling screws or equivalent fastener secured &lt;#&gt;-inch o.c. along the panel side laps</td> </tr> <tr> <td><i>SD</i>&lt;#&gt;</td> <td>&lt;#&gt; of SFS Intec SD5-#12-HW5/16 Fasteners at each flute used to secure the deck to the structural supports; Min. 1/4-inch penetration</td> </tr> <tr> <td><i>SDL</i>&lt;#&gt;</td> <td>SDL-#14-HW5/16 secured &lt;#&gt;-inch o.c. along the panel side laps</td> </tr> <tr> <td><i>HS</i>&lt;#&gt;</td> <td>Hilti S0SLC 01M fastener or equivalent fastener secured &lt;#&gt;-inch o.c. along the panel side laps</td> </tr> <tr> <td><i>W</i></td> <td>3/4-inch O.D. flat washer used with indicated fastener</td> </tr> </table>	<i>F</i> <#>	<#> of #12-24 HWH self-drilling screws or equivalent fasteners at each flute used to secure the deck to the structural supports; Min. 1/4-inch penetration	<i>G</i> <#>	Min. Grade <#> of <i>Steel Deck</i>	<i>H</i> <#>	<#> of Hilti X-HSN 24 fastener or equivalent fasteners at each flute used to secure the deck to the structural supports; Min. 1/4-inch penetration	<i>L</i> <#>	Max. span of <#> ft	<i>P</i>	Min. 5/8-inch diameter puddle welds at each flute used to secure the deck to the structural supports	<i>S</i> <#>	1/4 "-14 HWH x7/8" self-drilling screws or equivalent fastener secured <#>-inch o.c. along the panel side laps	<i>SD</i> <#>	<#> of SFS Intec SD5-#12-HW5/16 Fasteners at each flute used to secure the deck to the structural supports; Min. 1/4-inch penetration	<i>SDL</i> <#>	SDL-#14-HW5/16 secured <#>-inch o.c. along the panel side laps	<i>HS</i> <#>	Hilti S0SLC 01M fastener or equivalent fastener secured <#>-inch o.c. along the panel side laps	<i>W</i>	3/4-inch O.D. flat washer used with indicated fastener
	<i>F</i> <#>	<#> of #12-24 HWH self-drilling screws or equivalent fasteners at each flute used to secure the deck to the structural supports; Min. 1/4-inch penetration																			
	<i>G</i> <#>	Min. Grade <#> of <i>Steel Deck</i>																			
	<i>H</i> <#>	<#> of Hilti X-HSN 24 fastener or equivalent fasteners at each flute used to secure the deck to the structural supports; Min. 1/4-inch penetration																			
	<i>L</i> <#>	Max. span of <#> ft																			
	<i>P</i>	Min. 5/8-inch diameter puddle welds at each flute used to secure the deck to the structural supports																			
	<i>S</i> <#>	1/4 "-14 HWH x7/8" self-drilling screws or equivalent fastener secured <#>-inch o.c. along the panel side laps																			
	<i>SD</i> <#>	<#> of SFS Intec SD5-#12-HW5/16 Fasteners at each flute used to secure the deck to the structural supports; Min. 1/4-inch penetration																			
	<i>SDL</i> <#>	SDL-#14-HW5/16 secured <#>-inch o.c. along the panel side laps																			
	<i>HS</i> <#>	Hilti S0SLC 01M fastener or equivalent fastener secured <#>-inch o.c. along the panel side laps																			
	<i>W</i>	3/4-inch O.D. flat washer used with indicated fastener																			
	<i>Steel Deck</i>																				
	<i>Wood Deck</i>	<p>Solid or closely fitted min. 19/32-inch, 40/20 span rated, CDX plywood at max. 24 in. span for new construction. Min. 15/32-inch, 32/16 span rated, CDX plywood sheathing for existing construction at max. 24 in. span; The following nomenclature is used to further describe the <i>As Tested</i> condition.</p> <table border="1"> <tr> <td><i>T</i>&lt;#&gt;<i>P</i></td> <td>Min. &lt;#&gt;-inch thickness of the plywood</td> </tr> <tr> <td><i>L</i>&lt;#&gt;</td> <td>Max. span of &lt;#&gt; inches</td> </tr> <tr> <td><i>N</i>&lt;#&gt;</td> <td>Min. 0.113-inch diameter x 2-3/8-inch ring shank nails spaced &lt;#&gt;-inch o.c. at all intermediate supports and at the perimeter of each board</td> </tr> <tr> <td><i>16S</i>&lt;#&gt;</td> <td>Min. 16 ga. staples, 1.5-inch x 1-inch crown spaced &lt;#&gt;-inch o.c. at all intermediate supports and at the perimeter of each board</td> </tr> </table>	<i>T</i> <#> <i>P</i>	Min. <#>-inch thickness of the plywood	<i>L</i> <#>	Max. span of <#> inches	<i>N</i> <#>	Min. 0.113-inch diameter x 2-3/8-inch ring shank nails spaced <#>-inch o.c. at all intermediate supports and at the perimeter of each board	<i>16S</i> <#>	Min. 16 ga. staples, 1.5-inch x 1-inch crown spaced <#>-inch o.c. at all intermediate supports and at the perimeter of each board											
	<i>T</i> <#> <i>P</i>	Min. <#>-inch thickness of the plywood																			
<i>L</i> <#>	Max. span of <#> inches																				
<i>N</i> <#>	Min. 0.113-inch diameter x 2-3/8-inch ring shank nails spaced <#>-inch o.c. at all intermediate supports and at the perimeter of each board																				
<i>16S</i> <#>	Min. 16 ga. staples, 1.5-inch x 1-inch crown spaced <#>-inch o.c. at all intermediate supports and at the perimeter of each board																				
<i>DF</i>	Dekfast DF-#12-PH3 <i>Steel Deck</i> , or <i>Wood Deck</i> ), Dekfast DF-#14-PH# ( <i>Concrete Deck</i> , <i>Steel Deck</i> , or <i>Wood Deck</i> ), or Dekfast DF-#15-PH3 ( <i>Steel Deck</i> , or <i>Wood Deck</i> ) with Dekfast PLT-R-3																				
<i>DensDeck</i>	Min. 1/4-inch Georgia-Pacific DensDeck																				
<i>DensDeck Prime</i>	Min. 1/4-inch Georgia-Pacific DensDeck Prime; or DensDeck StormX Prime																				
<i>DEXcell CB</i>	Min. 1/4-inch National Gypsum DEXcell Cement Roof Board																				
<i>DEXcell FA</i>	Min. 1/4-inch National Gypsum DEXcell FA Glass Mat Roof Board																				
<i>E3</i>	JM ENRGY 3 or JM ENRGY 3 CGF																				
<i>E3 C1</i>	JM ENRGY 3 C1 or JM ENRGY 3 C1 CGF																				
<i>EPS</i>	ASTM C 578 expanded polystyrene insulation board, min. Type IX in HVHZ																				
<i>Extra HL Fasteners &amp; Plates</i>	JM Extra High Load Fasteners ( <i>Wood Deck</i> or <i>Steel Deck</i> ) or JM All Purpose Fasteners ( <i>Concrete Deck</i> ) and JM Extra High Load Plates																				



**APPENDIX B – NOMENCLATURE**

Name	Definition				
<i>Fasteners &amp; Plates</i>	Choose one of the following fastener and plate combinations for the given conditions:				
		<b>Board or Base Sheet</b>	<b>Fastener</b>	<b>Plate</b>	<b>Roof Deck</b>
	Any		JM All Purpose Fastener, JM Structural Concrete Deck Fastener, Dekfast DF-#14-PH3, or Trufast #14 HD Fastener	JM UltraFast Metal Plate (Square), UltraFast Plate Metal Flat, UltraFast Metal Plate (Round), or UltraFast Plate Metal Recessed	Concrete
	Any		JM UltraFast Fastener, Trufast #12 DP Fastener, Trufast #14 HD Fastener, JM High Load Fastener, Dekfast DP-#15-PH3, or Trufast #15 EHD Fastener	JM UltraFast Metal Plate (Square), UltraFast Plate Metal Flat, UltraFast Metal Plate (Round), or UltraFast Plate Metal Recessed	Steel
	Any		JM UltraFast Fastener, Trufast #12 DP Fastener, Dekfast DF-#12-PH3, JM All Purpose Fastener, Dekfast DF-#14-PH#, JM High Load Fastener, Dekfast DF-#15-PH3, or Trufast #15 EHD Fastener	JM UltraFast Metal Plate (Square), UltraFast Plate Metal Flat, UltraFast Metal Plate (Round), or UltraFast Plate Metal Recessed	Plywood or OSB
	Any		Dekfast DF-#14-PH3	Dekfast PLT-R-3	Concrete
	Any		Dekfast DF-#12-PH3 or Dekfast DP-#15-PH3	Dekfast PLT-R-3	Steel
	Any		Dekfast DF-#12-PH3, Dekfast DF-#14-PH#, or Dekfast DF-#15-PH3	Dekfast PLT-R-3	Plywood or OSB
	Any		JM All Purpose Fastener, JM Structural Concrete Deck Fastener, or Trufast #14 HD Fastener	Trufast 3" Metal Insulation Plates	Concrete
		ENRGY 3, SeparatoR CGF, DensDeck Prime, DEXcell FA, or SECUROCK	JM UltraFast Fastener or JM High Load Fastener	Trufast 3" Metal Insulation Plates	Steel
		ENRGY 3, SeparatoR CGF, DensDeck Prime, DEXcell FA, or SECUROCK	JM UltraFast Fastener, JM All Purpose Fastener or JM High Load Fastener	Trufast 3" Metal Insulation Plates	Plywood or OSB
Any		Trufast #12 DP Fastener, Trufast #14 HD Fastener, or Trufast #15 EHD Fastener	Trufast 3" Metal Insulation Plates	Steel or OSB	
Any		Trufast #12 DP Fastener or Trufast #15 EHD Fastener	Trufast 3" Metal Insulation Plates	Plywood	
<i>HL Fasteners &amp; Plates</i>	JM High Load Fasteners ( <i>Wood Deck</i> or <i>Steel Deck</i> ), Trufast #15 EHD Fasteners ( <i>Steel Deck</i> ) or JM All Purpose Fasteners ( <i>Concrete Deck</i> ) and JM High Load Plates				
<i>INSULATION</i>	One of more layers in any combination of the following products:				
	-Approved EPS	-FESCO Board	-1/2" Retro-Fit Board		
	-ENRGY 3	-Fesco Foam	-RetroPlus Roof Board		
	-ENRGY 3 AGF	-Invinsa Roof Board	-SECUROCK Glass-Mat Roof Board		
	-ENRGY 3 CGF	-Invinsa FR Roof Board	-SECUROCK Gypsum-Fiber Roof Board		
	-ENRGY 3 FR	-ProtectoR Foam	-SeparatoR		
	-ENRGY 3 C1	-ProtectoR HD	-SeparatoR CGF		
	-ENRGY 3 C1 CGF	-ProtectoR HD FR	-SeparatoR FR		

**APPENDIX B – NOMENCLATURE**

Name	Definition
<i>INVINSA</i>	JM Invinsa or JM Invinsa FR Roof Board
<i>ISOWELD -#15</i>	isoweld FI-P-6.8-PVC plates and DEKFAST DF-#15-PH3 Fasteners
<i>ISOWELD-#12</i>	isoweld FI-P-6.8-PVC plates and DEKFAST DF-#12-PH3 Fasteners
<i>IW</i>	Any one of the following fastener and plate combinations: 1) JM All Purpose Fasteners, JM High Load Fasteners, JM Structural Concrete Deck Fasteners, Dekfast DF-#14-PH3, Dekfast DF-#15-PH3, Trufast #14 HD Fasteners, or Trufast #15 EHD Fasteners and JM PVC RhinoPlates; 2) Trufast #14 HD Fasteners, Trufast #15 EHD Fasteners or Trufast Fluted Concrete Nails and Trufast PVC IW Plates; 3) JM All Purpose Fasteners, JM High Load Fasteners, Dekfast DF-#14-PH3, Dekfast DF-#15-PH3 and <i>isoweld</i> FI-P-6.8-PVC plates;
<i>IW #14</i>	Any one of the following fastener and plate combinations: 1) JM All Purpose Fasteners, JM Structural Concrete Deck Fasteners, Dekfast DF-#14-PH3, or Trufast #14 HD Fasteners and JM PVC RhinoPlates; 2) Trufast #14 HD Fasteners or Trufast Fluted Concrete Nails and Trufast PVC IW Plates; 3) JM All Purpose Fasteners or Dekfast DF-#14-PH3 and <i>isoweld</i> FI-P-6.8-PVC plates;
<i>IW #15</i>	Any one of the following fastener and plate combinations: 1) JM High Load Fasteners, JM Structural Concrete Deck Fasteners, Dekfast DF-#15-PH3, or Trufast #15 EHD Fasteners and JM PVC RhinoPlates; 2) Trufast #15 EHD Fasteners or Trufast Fluted Concrete Nails and Trufast PVC IW Plates; 3) JM High Load Fasteners or Dekfast DF-#15-PH3 and <i>isoweld</i> FI-P-6.8-PVC plates;
<i>JM PVC</i>	One ply of any one of the following products: JM PVC-50 mil, JM PVC-60 mil, or JM PVC-80 mil
<i>JM PVC FB</i>	One ply of any one of the following products: JM PVC FB-60 mil, JM PVC FB-80 mil, JM PVC SD Plus FB-60mil, JM PVC FB SD Plus FB-80mil
<i>JM PVC FB/DynaFast</i>	One ply of JM PVC Fleece Backed-50 mil or JM PVC Fleece Backed-60 mil fully adhered in ASTM D 312 Type asphalt over DynaFast 180 S. DynaFast 180 S fastened to deck as described in <i>Approved Assembly</i>
<i>JM PVC SD Plus</i>	One ply of any one of the following products: JM PVC SD Plus-50 mil, JM PVC SD Plus-60 mil, or JM PVC SD Plus-80 mil
<i>JM PVC SL</i>	One ply of any one of the following products: JM PVC SL-50 mil, JM PVC SL-60 mil, or JM PVC SL-80 mil
<i>LWIC</i>	Poured-in-place Cellular Lightweight Insulating Concrete with encapsulated insulation board
<i>MCRF</i>	Minimum Characteristic Resistance Force as determined by TAS 105 for the named fastener in the selected assembly
<i>MDP</i>	Maximum Design Pressure
<i>OMG Fasteners &amp; Plates</i>	OMG XHD fasteners and 3 in. Ribbed Galvalume Plates (Flat)
<i>OSFA</i>	JM One-Step Foamable Adhesive
<i>Preliminarily Secured</i>	Fastened at minimum rate of 5 per 4 ft x 8 ft board or 4 per 4 ft x 4 ft board.
<i>ProtectoR</i>	JM ProtectoR HD or JM ProtectoR HD FR Roof Board
<i>PVC ASSBA</i>	JM PVC All Season Sprayable Bonding Adhesive
<i>PVC MA (LowVOC)</i>	JM PVC Membrane Adhesive (Low VOC)
<i>PVC WBMA</i>	JM PVC Water Based Membrane Adhesive

APPENDIX B – NOMENCLATURE

Name	Definition
<i>Recover</i>	Where assemblies are used to recover an existing roof, the existing roof shall consist of only one layer of roofing, i.e. recovering a previously recovered roof is not permitted. Recover roofing shall be conducted in compliance with FBC Section 1521. For mechanically fastened roof assemblies and induction welded assemblies, i.e. systems x-M-# and x-W-#, the insulation layer is optional, or any INSULATION board or slip sheet may be used as separation layer prior to installing the approved roof assembly.
<i>Retro-Fit</i>	JM Retro-Fit Board
<i>RhinoPlates</i>	JM High Load Fasteners or Trufast #15 EHD Fasteners and JM PVC RhinoPlates
<i>RSUA</i>	JM Roofing System Urethane Adhesive
<i>RSUA(S)</i>	JM Roofing System Urethane Adhesive applied in "spatter"
<i>SECUROCK</i>	Min. 1/4-inch JM SECUROCK Gypsum-Fiber Roof Board
<i>SeparatoR</i>	SeparatoR CGF or SeparatoR FR
<i>StormX</i>	DensDeck StormX Prime
<i>TF</i>	Trufast #12 DP Fastener ( <i>Steel Deck</i> or <i>Wood Deck</i> ), Trufast #14 HD Fastener ( <i>Concrete Deck</i> , <i>Steel Deck</i> , or <i>Wood Deck</i> ), or Trufast #15 EHD Fasteners ( <i>Concrete Deck</i> , <i>Steel Deck</i> or <i>Wood Deck</i> ) with Trufast 3" Metal Insulation Plate
<i>UF</i>	JM UltraFast Fasteners ( <i>Steel Deck</i> or <i>Wood Deck</i> ), JM All Purpose Fasteners ( <i>Concrete Deck</i> , <i>Steel Deck</i> , or <i>Wood Deck</i> ), or JM High Load Fasteners ( <i>Wood Deck</i> or <i>Steel Deck</i> ) with JM UltraFast Metal Plate (Square), UltraFast Plate Metal Flat, UltraFast Metal Plate (Round), or UltraFast Plate Metal Recessed
<i>UIA</i>	JM Urethane Insulation Adhesive
<i>UltraFast Fasteners &amp; Trufast Plates</i>	JM UltraFast Fasteners ( <i>Steel Deck</i> and <i>Wood Deck</i> ), Trufast #12 DP Fasteners, JM All Purpose Fasteners ( <i>Concrete Deck</i> ), or Trufast #14 HD Fasteners and Trufast 3" Metal Insulation Plates
<i>UltraFast Plates</i>	UltraFast Metal Plate (Square), UltraFast Plate Metal Flat, UltraFast Metal Plates (Round), or UltraFast Plate Metal Recessed
<i>Vapor Barrier</i>	One of the following vapor barriers installed over the deck: -4mil or 6mil Polyethylene, loose laid -JM Vapor Barrier SA or JM Vapor Barrier SAR, self-adhered to minimum 0.5-inch thick SECUROCK Gypsum-Fiber Roof Board, DEXcell FA Glass Mat Roof Board or DEXcell Cement Roof Board. The thermal barrier may be primed with JM SA Primer Low VOC, or SA Primer -DynaGrip Base SD/SA, self-adhered to minimum 0.5-inch thick SECUROCK Gypsum-Fiber Roof Board or DEXcell FA Glass Mat Roof Board -DynaBase HW, torch applied to minimum 0.5-inch thick DEXcell FA Glass Mat Roof Board

APPENDIX B – NOMENCLATURE

Name	Definition						
Vapor Barriers for Adhered Assemblies over Concrete Deck	One of the following options may be utilized as allowed by the <i>Approved Assembly</i> . The <i>MDP</i> shall be limited to the lesser of rating of the <i>Approved Assembly</i> and the <i>MDP</i> for the chosen vapor barrier.						
	<b>Primer</b>	<b>Vapor Barrier</b>	<b>VB Application</b>	<b>Insulation Adhesive</b>	<b>MDP (psf)</b>		
	None	DynaBase HW	Torch adhered	OSFA 12-inch o.c.	-172.5		
	None	DynaBase HW	Torch adhered	2-Part UIA 12-inch o.c.	-135		
	None	DynaBase HW	Torch adhered	RSUA 12-inch o.c.	-195		
	ASTM D 41	DynaGrip Base SD/SA	Self-adhered	OSFA 12-inch o.c.	-90		
	ASTM D 41	DynaGrip Base SD/SA	Self-adhered	2-Part UIA 12-inch o.c.	-97.5		
	ASTM D 41	DynaGrip Base SD/SA	Self-adhered	RSUA 12-inch o.c.	-82.5		
	ASTM D 41	DynaGrip Base PR SD/SA	Self-adhered	RSUA 12-inch o.c.	-202.5		
	ASTM D 41	DynaGrip Base PR SD/SA	Self-adhered	2-Part UIA 12-inch o.c.	-262.5		
	None	DynaLastic 180 S, DynaLastic 250 S, DynaFast 180 S, or DynaBase PR; Laps sealed with DynaSet 1k	DynaSet 1k 12-inch o.c.	OSFA, 2-Part UIA, or RSUA 12-inch o.c.	-232.5		
	None	DynaLastic 180 S, DynaLastic 250 S, DynaFast 180 S, or DynaBase PR; Laps sealed with DynaSet 1k	DynaSet 1k 12-inch o.c.	ASTM D 312, Type IV Asphalt	-337.5		
	None	DynaLastic 180, DynaLastic 180 FR, DynaLastic 250, DynaLastic 250 FR, DynaMax, or DynaMax FR; Laps sealed with DynaSet 1k	DynaSet 1k 12-inch o.c.	OSFA, 2-Part UIA, or RSUA 12-inch o.c.	-232.5		
	None	DynaLastic 180 S, DynaLastic 250 S, DynaFast 180 S, or DynaBase PR; Laps sealed with DynaSet 2k	DynaSet 2k 12-inch o.c.	OSFA, 2-Part UIA, or RSUA 12-inch o.c.	-97.5		
	None	DynaLastic 180 S, DynaLastic 250 S, DynaFast 180 S, or DynaBase PR; Laps sealed with DynaSet 2k	DynaSet 2k 12-inch o.c.	ASTM D 312, Type IV Asphalt	-75		
	ASTM D 41	DynaWeld Base	Torch adhered	OSFA 12-inch o.c.	-150		
	ASTM D 41	DynaWeld Base	Torch adhered	2-Part UIA 12-inch o.c.	-120		
ASTM D 41	DynaWeld Base	Torch adhered	RSUA 12-inch o.c.	-285			
JM SA Primer Low VOC or SA Primer	JM Vapor Barrier SA or SAR	Self-adhered	OSFA or RSUA 12-inch o.c.	-135			
JM SA Primer Low VOC or SA Primer	JM Vapor Barrier SA or SAR	Self-adhered	2-Part UIA 12-inch o.c.	-82.5			
Vapor Barriers for Adhered Assemblies over CWF Deck	One of the following options may be utilized as allowed by the <i>Approved Assembly</i> . The <i>MDP</i> shall be limited to the lesser of rating of the <i>Approved Assembly</i> and the <i>MDP</i> for the chosen vapor barrier.						
	<b>Thermal Barrier</b>	<b>TB Adhesive</b>	<b>Primer</b>	<b>Vapor Barrier</b>	<b>VB Application</b>	<b>Insulation Adhesive</b>	<b>MDP (psf)</b>
	SECUROCK	RSUA 12-inch o.c.	ASTM D 41	DynaWeld Cap	Torch adhered	RSUA 12-inch o.c.	-250

**APPENDIX C – APPROVED ASSEMBLIES FOR JM PVC SINGLE-PLY MEMBRANES**

**APPROVED ASSEMBLIES FOR JM PVC SINGLE-PLY MEMBRANES**

The following notes shall be observed when using the assembly tables below.

1. Allowable pressures were calculated using a 2:1 margin of safety per FBC Section 1523.4.
2. Refer to [LIMITATIONS](#) and [NOMENCLATURE](#) sections of this evaluation when using the table(s) below. Items *italicized* refer to specific nomenclature used in this report.
3. Refer to [INSTALLATION](#) section of this report for installation detail when the information is not explicitly stated for the selected assembly.
4. The on-center (o.c.) spacing given is the maximum allowable attachment spacing for the rated system.
5. Prior to application of the approved assembly an optional vapor barrier may be installed over concrete, steel, or wood decks when the approved assembly contains insulation or the membrane fastened through to the deck.
6. As *Tested* information for roof deck construction is provided for information only. The addition of the *As Tested* deck information does not obviate the requirement for rational design of the roof deck and roof deck attachment in accordance with FBC requirements.
7. ENRGY 3, ENRGY 3 CGF, ENRGY 3 C1, or ENRGY 3 C1 CGF base insulation in assemblies with All Layers Adhered may be installed in one or more layers.
8. For systems C-AM-#, C-M-#, S-AM-#, and S-M-#, it is permissible to install over or substitute loose fill insulation with minimum 200psi, minimum 2-inch FBC approved lightweight insulating concrete applied over the concrete or steel deck. Fasteners shall be installed through the lightweight insulating concrete anchoring into the structural deck.
9. As noted in the assembly tables below, FESCO Board, FESCO Foam, DuraBoard, 1/2" Retro-Fit Board, or RetroPlus Roof Board may be substituted for *E3*.

<b>Assembly System Numbers and Definitions</b>	
<a href="#">C-A-#</a>	Adhered Assemblies over <i>Concrete Deck</i> (New or Existing)
<a href="#">C-AM-#</a>	Assemblies with Adhered Membranes over Insulated <i>Concrete Deck</i> (New, Existing or <i>Recover</i> )
<a href="#">C-M-#</a>	Mechanically Fastened Assemblies over <i>Concrete Deck</i>
<a href="#">C-W-#</a>	Induction Welded Assemblies over <i>Concrete Deck</i>
<a href="#">CW-A-#</a>	Adhered Assemblies over <i>CWF Deck</i> (New or Existing)
<a href="#">CW-M-#</a>	Mechanically Fastened Assemblies over <i>CWF Deck</i> (New, Existing, or <i>Recover</i> )
<a href="#">G-A-#</a>	Adhered Assemblies over Poured Gypsum Deck (New or Existing)
<a href="#">G-M-#</a>	Mechanically Fastened Assemblies over Poured Gypsum Deck (New, Existing or <i>Recover</i> )
<a href="#">LC-A-#</a>	Adhered Lightweight Concrete Assemblies over <i>Concrete Deck</i> (New or Existing)
<a href="#">LC-AM-#</a>	Lightweight Concrete Assemblies with Adhered Membranes over <i>Concrete Deck</i> (New or Existing)
<a href="#">LC-M-#</a>	Mechanically Fastened Lightweight Concrete Assemblies over <i>Concrete Deck</i> (New, Existing, or <i>Recover</i> )
<a href="#">LS-A-#</a>	Adhered Lightweight Concrete Assemblies over <i>Steel Deck</i> (New or Existing)
<a href="#">LS-AM-#</a>	Lightweight Concrete Assemblies with Adhered Membranes over <i>Steel Deck</i> (New or Existing)
<a href="#">LS-M-#</a>	Mechanically Fastened Lightweight Concrete Assemblies over <i>Steel Deck</i> (New, Existing, or <i>Recover</i> )
<a href="#">R-A-#</a>	Adhered <i>Recover</i> Assemblies
<a href="#">R-M-#</a>	Mechanically Fastened <i>Recover</i> Assemblies
<a href="#">R-W-#</a>	Induction Welded <i>Recover</i> Assemblies
<a href="#">S-AM-#</a>	Assemblies with Adhered Membranes over Insulated <i>Steel Deck</i> (New, Existing or <i>Recover</i> )
<a href="#">S-M-#</a>	Mechanically Fastened Assemblies over <i>Steel Deck</i> (New, Existing or <i>Recover</i> )
<a href="#">S-W-#</a>	Induction Welded Assemblies over <i>Steel Deck</i>
<a href="#">W-AM-#</a>	Assemblies with Adhered Membranes over Insulated <i>Wood Deck</i> (New, Existing or <i>Recover</i> )
<a href="#">W-M-#</a>	Mechanically Fastened Assemblies over <i>Wood Deck</i> (New or Existing)
<a href="#">W-W-#</a>	Induction Welded Assemblies over <i>Wood Deck</i> (New or Existing)

**APPENDIX C – APPROVED ASSEMBLIES FOR JM PVC SINGLE-PLY MEMBRANES**

<b>Adhered Assemblies over Concrete Deck (New or Existing)</b>						
System No.	Vapor Barrier	Base Insulation <a href="#">(Note 7)</a>	Top Insulation or Base Ply	Membrane	Membrane Attachment	MDP (psf)
C-A-1	OPTIONAL <i>Vapor Barriers for Adhered Assemblies over Concrete Deck</i>	Min. 1.5-inch ENRGY 3 adhered with OSFA, RSUA or 2-Part UIA at 12-inch o.c.	<i>DensDeck Prime</i> adhered with 2-Part UIA at 12-inch o.c.	JM PVC <i>JM PVC SD Plus</i>	PVC WBMA or PVC ASSBA	<b>-45 (Lim. 9)</b>
C-A-2	OPTIONAL <i>Vapor Barriers for Adhered Assemblies over Concrete Deck</i>	OPTIONAL Min. 1.5-inch ENRGY 3 followed by <i>DensDeck Prime, DEXcell FA, or SECUROCK</i> in RSUA applied 12-inch o.c.	DynaBase HW	JM PVC FB	2-Part UIA-C(S)	<b>-45 (Lim. 9)</b>
C-A-3	OPTIONAL <i>Vapor Barriers for Adhered Assemblies over Concrete Deck</i>	Min. 1.5-inch E3 in RSUA or 2-Part UIA applied 12-inch o.c.	OPTIONAL SECUROCK, or JM InvinSA in RSUA or 2-Part UIA applied 12-inch o.c.	JM PVC FB	RSUA applied 12-inch o.c. or RSUA(S)	<b>-67.5 (Lim. 9)</b>
C-A-4	OPTIONAL <i>Vapor Barriers for Adhered Assemblies over Concrete Deck</i>	Min. 1.5-inch E3 in RSUA applied 12-inch o.c.	SECUROCK in OSFA, RSUA, or 2-Part UIA applied 12-inch o.c.	JM PVC FB	RSUA applied 12-inch o.c. or RSUA(S)	<b>-67.5 (Lim. 9)</b>
C-A-5	OPTIONAL <i>Vapor Barriers for Adhered Assemblies over Concrete Deck</i>	Min. 1.5-inch E3 in UIA, 2-Part UIA, OSFA or RSUA applied 12-inch o.c.	OPTIONAL JM InvinSA or ProtectoR HD in UIA or 2-Part UIA applied 12-inch o.c.	JM PVC	PVC MA (LowVOC)	<b>-105 (Lim. 9)</b>
C-A-6	OPTIONAL <i>Vapor Barriers for Adhered Assemblies over Concrete Deck</i>	Min. 1.5-inch E3 in UIA, 2-Part UIA, OSFA or RSUA applied 12-inch o.c.	OPTIONAL JM InvinSA or ProtectoR HD in UIA or 2-Part UIA applied 12-inch o.c.	JM PVC SD Plus	PVC MA (LowVOC)	<b>-105 (Lim. 9)</b>
C-A-7	OPTIONAL <i>Vapor Barriers for Adhered Assemblies over Concrete Deck</i>	Min. 1.5-inch E3 in UIA, 2-Part UIA, OSFA or RSUA applied 12-inch o.c.	OPTIONAL ProtectoR HD in UIA or 2-Part UIA applied 12-inch o.c.	JM PVC or JM PVC SD Plus	PVC ASSBA	<b>-105 (Lim. 9)</b>
C-A-8	OPTIONAL <i>Vapor Barriers for Adhered Assemblies over Concrete Deck</i>	Min. 1.5-inch E3 adhered with UIA, or 2-Part UIA, OSFA or RSUA at 12-inch o.c.	JM InvinSA or ProtectoR HD adhered with UIA at 12-inch o.c.	JM PVC	PVC MA (LowVOC) applied at 0.83 gal/100ft <sup>2</sup>	<b>-112.5 (Lim. 9)</b>
C-A-9	OPTIONAL <i>Vapor Barriers for Adhered Assemblies over Concrete Deck</i>	Min. 1.5-inch E3 adhered with UIA, or 2-Part UIA, OSFA or RSUA at 12-inch o.c.	JM InvinSA or ProtectoR HD adhered with UIA at 12-inch o.c.	JM PVC SD Plus	PVC MA (LowVOC) applied at 0.83 gal/100ft <sup>2</sup>	<b>-112.5 (Lim. 9)</b>

**APPENDIX C – APPROVED ASSEMBLIES FOR JM PVC SINGLE-PLY MEMBRANES**

<b>Adhered Assemblies over Concrete Deck (New or Existing)</b>						
System No.	Vapor Barrier	Base Insulation ( <a href="#">Note 7</a> )	Top Insulation or Base Ply	Membrane	Membrane Attachment	MDP (psf)
C-A-10	OPTIONAL <i>Vapor Barriers for Adhered Assemblies over Concrete Deck</i>	Min. 1.5-inch E3 adhered with UIA, or 2-Part UIA, OSFA or RSUA at 12-inch o.c.	ProtectoR HD adhered with UIA at 12-inch o.c.	JM PVC or JM PVC SD Plus	PVC ASSBA	-112.5 (Lim. 9)
C-A-11	OPTIONAL <i>Vapor Barriers for Adhered Assemblies over Concrete Deck</i>	Min. 1.5-inch E3 or ProtectoR Foam applied in RSUA, OSFA or 2-Part UIA applied 12-inch o.c.	-	JM PVC FB	RSUA applied 4-inch o.c. or RSUA(S)	-112.5 (Lim. 9)
C-A-12	OPTIONAL <i>Vapor Barriers for Adhered Assemblies over Concrete Deck</i>	Min. 1.5-inch ENRGY 3 adhered with OSFA, RSUA or 2-Part UIA at 12-inch o.c.	Min. 1-inch ENRGY 3 adhered with OSFA, RSUA or 2-Part UIA at 12-inch o.c.	JM PVC JM PVC SD Plus	PVC WBMA, PVC MA (LowVOC), or PVC ASSBA	-127.5 (Lim. 9)
C-A-13	OPTIONAL <i>Vapor Barriers for Adhered Assemblies over Concrete Deck</i>	Min. 1.5-inch ENRGY 3 adhered with OSFA or RSUA at 12-inch o.c.	Min. 1-inch ENRGY 3 adhered with OSFA or RSUA at 12-inch o.c.	JM PVC JM PVC SD Plus	PVC WBMA, PVC MA (LowVOC), or PVC ASSBA	-127.5 (Lim. 9)
C-A-14	OPTIONAL <i>Vapor Barriers for Adhered Assemblies over Concrete Deck</i>	Min. 1.5-inch ENRGY 3 adhered with OSFA, RSUA or 2-Part UIA at 12-inch o.c.	ProtectoR HD adhered with OSFA, RSUA or 2-Part UIA at 12-inch o.c.	JM PVC FB	PVC WBMA	-142.5 (Lim. 9)
C-A-15	OPTIONAL <i>Vapor Barriers for Adhered Assemblies over Concrete Deck</i>	Min. 1.5-inch ENRGY 3 adhered with OSFA, RSUA or 2-Part UIA at 12-inch o.c.	DensDeck Prime adhered with OSFA, RSUA or 2-Part UIA at 12-inch o.c.	JM PVC FB	PVC WBMA or ASBA	-142.5 (Lim. 9)
C-A-16	OPTIONAL <i>Vapor Barriers for Adhered Assemblies over Concrete Deck</i>	Min. 1.5-inch ENRGY 3 adhered with OSFA, RSUA or 2-Part UIA at 12-inch o.c.	Separator CGF adhered with OSFA, RSUA or 2-Part UIA at 12-inch o.c.	JM PVC FB	PVC WBMA	-150 (Lim. 9)
C-A-17	-	Min. 1.5-inch E3, min. 1-inch Fesco, min. 1.5-inch Fesco Foam, or Retro-Fit in ASTM D 312 Type asphalt	-	JM PVC FB	ASTM D 312 Type IV Asphalt	-150 (Lim. 9)
C-A-18	OPTIONAL <i>Vapor Barriers for Adhered Assemblies over Concrete Deck</i>	Min. 1.5-inch ENRGY 3 adhered with OSFA or RSUA at 12-inch o.c.	Min. 1-inch ENRGY 3 adhered with OSFA or RSUA at 12-inch o.c.	JM PVC FB	ASBA	-157.5 (Lim. 9)
C-A-19	OPTIONAL <i>Vapor Barriers for Adhered Assemblies over Concrete Deck</i>	Min. 1.5-inch ENRGY 3 adhered with OSFA or RSUA at 12-inch o.c.	Min. 1-inch ENRGY 3 adhered with OSFA or RSUA at 12-inch o.c.	JM PVC FB	2-Part UIA-C(S) or PVC WBMA	-180 (Lim. 9)

**APPENDIX C – APPROVED ASSEMBLIES FOR JM PVC SINGLE-PLY MEMBRANES**

<b>Adhered Assemblies over Concrete Deck (New or Existing)</b>						
System No.	Vapor Barrier	Base Insulation <a href="#">(Note 7)</a>	Top Insulation or Base Ply	Membrane	Membrane Attachment	MDP (psf)
C-A-20	OPTIONAL <i>Vapor Barriers for Adhered Assemblies over Concrete Deck</i>	Min. 1.5-inch ENRGY 3 adhered with OSFA or RSUA at 12-inch o.c.	Min. 1-inch ENRGY 3 adhered with OSFA or RSUA at 12-inch o.c.	JM PVC SD Plus	PVC ASSBA	<b>-180 (Lim. 9)</b>
C-A-21	OPTIONAL <i>Vapor Barriers for Adhered Assemblies over Concrete Deck</i>	Min. 1.5-inch E3 adhered with OSFA or RSUA at 12-inch o.c.	ProtectoR HD adhered with RSUA at 12-inch o.c.	JM PVC JM PVC SD Plus	PVC WBMA or PVC MA (LowVOC)	<b>-180 (Lim. 9)</b>
C-A-22	OPTIONAL <i>Vapor Barriers for Adhered Assemblies over Concrete Deck</i>	Min. 1.5-inch E3 adhered with OSFA or RSUA at 12-inch o.c.	ProtectoR HD adhered with RSUA at 12-inch o.c.	JM PVC SD Plus	PVC ASSBA	<b>-180 (Lim. 9)</b>
C-A-23	OPTIONAL <i>Vapor Barriers for Adhered Assemblies over Concrete Deck</i>	Min. 1.5-inch E3 adhered with OSFA or RSUA at 12-inch o.c.	ProtectoR HD adhered with RSUA at 12-inch o.c.	JM PVC FB	2-Part UIA-C(S) or PVC WBMA	<b>-180 (Lim. 9)</b>
C-A-24	OPTIONAL <i>Vapor Barriers for Adhered Assemblies over Concrete Deck</i>	Min. 1.5-inch E3 in RSUA applied 12-inch o.c.	SECUROCK in RSUA applied 12-inch o.c.	JM PVC FB	2-Part UIA-C(S)	<b>-180 (Lim. 9)</b>
C-A-25	OPTIONAL <i>Vapor Barriers for Adhered Assemblies over Concrete Deck</i>	Min. 1.5-inch ENRGY 3 adhered with OSFA, RSUA or 2-Part UIA at 12-inch o.c.	ProtectoR HD adhered with OSFA, RSUA or 2-Part UIA at 12-inch o.c.	JM PVC JM PVC SD Plus	PVC WBMA	<b>-180 (Lim. 9)</b>
C-A-26	OPTIONAL <i>Vapor Barriers for Adhered Assemblies over Concrete Deck</i>	Min. 1.5-inch ENRGY 3 adhered with OSFA, RSUA or 2-Part UIA at 12-inch o.c.	ProtectoR HD adhered with OSFA, RSUA or 2-Part UIA at 12-inch o.c.	JM PVC SD Plus	PVC ASSBA	<b>-180 (Lim. 9)</b>
C-A-27	OPTIONAL <i>Vapor Barriers for Adhered Assemblies over Concrete Deck</i>	Min. 1.5-inch ENRGY 3 followed by DEXcell FA in RSUA applied 12-inch o.c.	DynaBase HW	JM PVC FB	RSUA applied 12-inch o.c. or RSUA(S)	<b>-185 (Lim. 9)</b>
C-A-28	OPTIONAL <i>Vapor Barriers for Adhered Assemblies over Concrete Deck</i>	Min. 1.5-inch ENRGY 3 adhered with OSFA, RSUA or 2-Part UIA at 12-inch o.c.	Min. 1-inch ENRGY 3 adhered with OSFA, RSUA or 2-Part UIA at 12-inch o.c.	JM PVC FB	PVC WBMA	<b>-187.5 (Lim. 9)</b>
C-A-29	OPTIONAL <i>Vapor Barriers for Adhered Assemblies over Concrete Deck (Not for use with hot asphalt)</i>	Min. 1.5-inch E3 in 2-Part UIA, OSFA or RSUA applied 12-inch o.c. or ASTM D 312 Type IV Asphalt	-	JM PVC	PVC MA (LowVOC)	<b>-217.5 (Lim. 9)</b>



**APPENDIX C – APPROVED ASSEMBLIES FOR JM PVC SINGLE-PLY MEMBRANES**

<b>Adhered Assemblies over Concrete Deck (New or Existing)</b>						
System No.	Vapor Barrier	Base Insulation (Note 7)	Top Insulation or Base Ply	Membrane	Membrane Attachment	MDP (psf)
C-A-30	OPTIONAL Vapor Barriers for Adhered Assemblies over Concrete Deck (Not for use with hot asphalt)	Min. 1.5-inch E3 in 2-Part UIA, OSFA or RSUA applied 12-inch o.c. or ASTM D 312 Type IV Asphalt	-	JM PVC FB	ASTM D 312 Type IV Asphalt or 2-Part UIA-C(S)	-217.5 (Lim. 9)
C-A-31	-	-	-	JM PVC FB	PVC WBMA	-217.5 (Lim. 9)
C-A-32	DynaBase HW	Min. 1.5-inch E3 followed by SECUROCK in RSUA applied 12-inch o.c.	DynaBase HW	JM PVC FB	RSUA applied 12-inch o.c. or RSUA(S)	-217.5 (Lim. 9)
C-A-33	DynaBase HW	Min. 1.5-inch ENERGY 3 followed by DensDeck Prime in RSUA applied 12-inch o.c.	DynaBase HW	JM PVC FB	RSUA applied 12-inch o.c. or RSUA(S)	-217.5 (Lim. 9)
C-A-34	OPTIONAL Vapor Barriers for Adhered Assemblies over Concrete Deck	Min. 1.5-inch ENRGY 3 adhered with OSFA, RSUA or 2-Part UIA at 12-inch o.c.	Separator CGF adhered with OSFA, RSUA or 2-Part UIA at 12-inch o.c.	JM PVC JM PVC SD Plus	PVC WBMA	-225 (Lim. 9)
C-A-35	OPTIONAL Vapor Barriers for Adhered Assemblies over Concrete Deck	Min. 1.5-inch ENRGY 3 adhered with OSFA, RSUA or 2-Part UIA at 12-inch o.c.	Separator CGF adhered with OSFA, RSUA or 2-Part UIA at 12-inch o.c.	JM PVC SD Plus	PVC ASSBA	-225 (Lim. 9)
C-A-36	DynaBase HW	SECUROCK in RSUA applied 12-inch o.c.	DynaBase HW	JM PVC FB	RSUA applied 12-inch o.c. or RSUA(S)	-225 (Lim. 9)
C-A-37	DynaWeld Base torch adhered over deck primed with ASTM D 41 primer	Min. 1-inch ENRGY 3 adhered with RSUA at 12-inch o.c.	-	JM PVC SD Plus	PVC MA (Low VOC)	-240 (Lim. 9)
C-A-38	OPTIONAL Vapor Barriers for Adhered Assemblies over Concrete Deck	Min. 0.5-inch ENRGY 3 adhered with OSFA, RSUA or 2-Part UIA at 12-inch o.c.	Invinsa adhered with OSFA, RSUA or 2-Part UIA at 12-inch o.c.	JM PVC SD Plus	PVC ASSBA	-225 (Lim. 9; Non-HVHZ)
C-A-39	OPTIONAL Vapor Barriers for Adhered Assemblies over Concrete Deck	Min. 1.5-inch ENRGY 3 in 2-Part UIA applied 12-inch o.c.	DEXcell FA in 2-Part UIA applied 12-inch o.c. followed by DynaWeld Base	JM PVC FB	2-Part UIA-C(S) at 6lbs/100ft <sup>2</sup>	-255 (Lim. 9)
C-A-40	-	Min. 1.5-inch ENRGY 3 or ProtectoR Foam in 2-Part UIA-C(B) applied 12-inch o.c.	-	JM PVC FB	2-Part UIA-C(S)	-277.5 (Lim. 9)

**APPENDIX C – APPROVED ASSEMBLIES FOR JM PVC SINGLE-PLY MEMBRANES**

<b>Adhered Assemblies over Concrete Deck (New or Existing)</b>						
System No.	Vapor Barrier	Base Insulation <a href="#">(Note 7)</a>	Top Insulation or Base Ply	Membrane	Membrane Attachment	MDP (psf)
C-A-41	DynaBase HW torch adhered over deck primed with ASTM D 41 primer	Min. 1.5-inch ENRGY 3 CGF in RSUA applied 12-inch o.c.	SECUROCK in RSUA applied 12-inch o.c.	JM PVC JM PVC SD Plus	PVC MA (Low VOC)	-292.5 (Lim. 9)
C-A-42	DynaBase HW torch adhered over deck primed with ASTM D 41 primer	Min. 1.5-inch ENRGY 3 CGF in RSUA applied 12-inch o.c.	SECUROCK in RSUA applied 12-inch o.c.	JM PVC FB	2-Part UIA-C(S)	-292.5 (Lim. 9)
C-A-43	-	Min. 1-inch E3 C1 or E3 (less ENRGY 3 FR) in 2-Part UIA applied 12-inch o.c.	DensDeck Prime in 2-Part UIA, OSFA or RSUA applied 12-inch o.c.	JM PVC FB	2-Part UIA-C(S)	-337.5 (Lim. 9)
C-A-44	-	-	DEXcell CB or DEXcell FA in 2-Part UIA or OlyBond 500 applied 12-inch o.c.	JM PVC JM PVC SD Plus	PVC MA (Low VOC)	-390 (Lim. 9)
C-A-45	-	-	DEXcell FA in 2-Part UIA or OlyBond 500 applied 12-inch o.c.	JM PVC FB	2-Part UIA-C(S)	-390 (Lim. 9)

<b>Assemblies with Adhered Membranes over Insulated Concrete Deck (New, Existing, or Recover)</b>								
System No.	Thermal/Vapor Barrier	Base Insulation	Base Insulation Attachment	Top Insulation or Base Sheet	Top Insulation or Base Sheet Attachment	Membrane	Membrane Attachment	MDP (psf)
C-AM-1	OPTIONAL Vapor Barrier	Min. 2-inch ENRGY 3, ENRGY 3 CGF, ENRGY 3 FR or E3 C1	Fastener & Plates secured 1 fastener per 1ft <sup>2</sup>	Min. 1.5-inch ENRGY 3	OSFA, RSUA or 2-Part UIA applied 4-inch o.c.	JM PVC or PVC SD Plus	PVC WBMA or PVC ASSBA	-45 (Lim. 7)
C-AM-2	OPTIONAL Vapor Barrier	Min. 2-inch ENRGY 3, ENRGY 3 CGF, ENRGY 3 FR or E3 C1	Fastener & Plates secured 1 fastener per 1ft <sup>2</sup>	Min. 1.5-inch ENRGY 3	OSFA, RSUA or 2-Part UIA applied 4-inch o.c.	JM PVC FB	RSUA(S), RSUA applied 12-inch o.c., or PVC WBMA or ASBA	-45 (Lim. 7)
C-AM-3	OPTIONAL Vapor Barrier	Min. 2-inch E3 or E3 C1	Fastener & Plates secured 1 fastener per 1.6ft <sup>2</sup>	Min. 1.5-inch E3 or E3 C1	OSFA, RSUA, 2-Part UIA-C(B), or 2-Part UIA applied 6-inch o.c.	JM PVC FB	RSUA(S) or RSUA 12-inch o.c.	-45 (Lim. 7)

**APPENDIX C – APPROVED ASSEMBLIES FOR JM PVC SINGLE-PLY MEMBRANES**

Assemblies with Adhered Membranes over Insulated <i>Concrete Deck</i> (New, Existing, or Recover)								
System No.	Thermal/Vapor Barrier	Base Insulation	Base Insulation Attachment	Top Insulation or Base Sheet	Top Insulation or Base Sheet Attachment	Membrane	Membrane Attachment	MDP (psf)
C-AM-4	OPTIONAL Vapor Barrier	OPTIONAL INSULATION under min. 1.5-inch E3	Simultaneously secured with top layer	SECUROCK	DF or Fastener & Plates secured 1 fastener per 1.33ft <sup>2</sup>	JM PVC or JM PVC SD Plus	PVC MA (LowVOC) applied at 1-1.1 gal/100ft <sup>2</sup> or PVC ASSBA	-52.5 (Lim. 7)
C-AM-5	OPTIONAL Vapor Barrier	OPTIONAL INSULATION under min. 1.5-inch E3	Simultaneously secured with top layer	SECUROCK	DF or Fastener & Plates secured 1 fastener per 1.33ft <sup>2</sup>	JM PVC FB	2-Part UIA-C(S)	-52.5 (Lim. 7)
C-AM-6	OPTIONAL Vapor Barrier	OPTIONAL INSULATION under min. 1.5-inch E3	Simultaneously secured with top layer	SECUROCK	DF or Fastener & Plates secured 1 fastener per 1.33ft <sup>2</sup>	Base Ply: DynaBase HW  Membrane: JM PVC FB	Base Ply: Torch Adhered  Membrane: RSUA(S) or RSUA applied 12-inch o.c.	-52.5 (Lim. 7)
C-AM-7	OPTIONAL Vapor Barrier	OPTIONAL INSULATION under min. 1.5-inch ENRGY 3	Fastener & Plates secured 1 fastener per 1.33ft <sup>2</sup>	SECUROCK	OSFA, RSUA or 2-Part UIA applied 12-inch o.c.	JM PVC or JM PVC SD Plus	PVC MA (LowVOC) applied 1-1.1 gal/100ft <sup>2</sup> or PVC ASSBA	-52.5 (Lim. 7)
C-AM-8	OPTIONAL Vapor Barrier	OPTIONAL INSULATION under min. 1.5-inch ENRGY 3	Fastener & Plates secured 1 fastener per 1.33ft <sup>2</sup>	SECUROCK	OSFA, RSUA or 2-Part UIA applied 12-inch o.c.	Base Ply: DynaBase HW  Membrane: JM PVC FB	Base Ply: Torch Adhered  Membrane: RSUA(S) or RSUA applied 12-inch o.c.	-52.5 (Lim. 7)
C-AM-9	OPTIONAL Vapor Barrier	OPTIONAL INSULATION	Simultaneously secured with top layer	Min. 1.5-inch E3	Fastener & Plates secured 1 fastener per 1.78ft <sup>2</sup>	JM PVC FB	ASTM D 312 Type IV Asphalt	-52.5 (Lim. 7)
C-AM-10	OPTIONAL Vapor Barrier	OPTIONAL INSULATION under min. 1.5-inch E3	Simultaneously secured with top layer	DensDeck Prime	Fastener & Plates secured 1 fastener per 1.78ft <sup>2</sup>	JM PVC or JM PVC SD Plus	PVC MA (LowVOC), PVC WBMA, or PVC ASSBA	-52.5 (Lim. 7)
C-AM-11	OPTIONAL Vapor Barrier	OPTIONAL INSULATION under min. 1.5-inch E3	Simultaneously secured with top layer	DensDeck Prime	Fastener & Plates secured 1 fastener per 1.78ft <sup>2</sup>	JM PVC FB	ASTM D 312 Type IV Asphalt or 2-Part UIA-C(S)	-52.5 (Lim. 7)
C-AM-12	OPTIONAL Vapor Barrier	OPTIONAL INSULATION under min. 1.5-inch E3	Simultaneously secured with top layer	SECUROCK	DF or AP Fasteners & Plates (Square) secured 1 fastener per 1.00ft <sup>2</sup>	JM PVC or JM PVC SD Plus	PVC MA (LowVOC) applied at 1-1.1 gal/100ft <sup>2</sup>	-60 (Lim. 7)

**APPENDIX C – APPROVED ASSEMBLIES FOR JM PVC SINGLE-PLY MEMBRANES**

Assemblies with Adhered Membranes over Insulated <i>Concrete Deck</i> (New, Existing, or Recover)								
System No.	Thermal/Vapor Barrier	Base Insulation	Base Insulation Attachment	Top Insulation or Base Sheet	Top Insulation or Base Sheet Attachment	Membrane	Membrane Attachment	MDP (psf)
C-AM-13	OPTIONAL Vapor Barrier	OPTIONAL INSULATION under min. 1.5-inch E3	Simultaneously secured with top layer	SECUROCK	DF or AP Fasteners & Plates (Square) secured 1 fastener per 1.00ft <sup>2</sup>	JM PVC FB	2-Part UIA-C(S)	-60 (Lim. 7)
C-AM-14	OPTIONAL Vapor Barrier	OPTIONAL INSULATION under min. 1.5-inch ENRGY 3	Fastener & Plates secured at a rate of 1 fastener per 1.78ft <sup>2</sup>	Min 1/2-inch SECUROCK	OSFA, RSUA or 2-Part UIA applied 12-inch o.c.	Base Ply: DynaBase HW Membrane: JM PVC FB	Base Ply: Torch Adhered Membrane: RSUA(S) or RSUA applied 12-inch o.c.	-60 (Lim. 7)
C-AM-15	OPTIONAL Vapor Barrier	OPTIONAL INSULATION under min. 1.5-inch ENRGY 3	Fastener & Plates secured at a rate of 1 fastener per 1.78ft <sup>2</sup>	Min 1/2-inch SECUROCK	OSFA, RSUA or 2-Part UIA applied 12-inch o.c.	JM PVC or JM PVC SD Plus	PVC MA (LowVOC) applied at 1-1.1 gal/100ft <sup>2</sup>	-60 (Lim. 7)
C-AM-16	OPTIONAL Vapor Barrier	OPTIONAL INSULATION under min. 1.5-inch ENRGY 3	Fastener & Plates secured at a rate of 1 fastener per 1.78ft <sup>2</sup>	Min 1/2-inch SECUROCK	OSFA, RSUA or 2-Part UIA applied 12-inch o.c.	JM PVC FB	2-Part UIA-C(S)	-60 (Lim. 7)
C-AM-17	OPTIONAL Vapor Barrier	OPTIONAL INSULATION under min. 1.5-inch ENRGY 3	Simultaneously secured with top layer	SECUROCK	DF or Fastener & Plates secured 1 fastener per 1.78ft <sup>2</sup>	Base Ply: DynaBase HW Membrane: JM PVC FB	Base Ply: Torch Adhered Membrane: RSUA(S) or RSUA applied 12-inch o.c.	-60 (Lim. 7)
C-AM-18	OPTIONAL Vapor Barrier	Min. 2-inch ENRGY 3, ENRGY 3 CGF, ENRGY 3 FR or E3 C1	Fastener & Plates secured 1 fastener per 1ft <sup>2</sup>	Min. 1.5-inch ENRGY 3	OSFA, RSUA or 2-Part UIA applied 4-inch o.c.	JM PVC FB	2-Part UIA-C(S)	-60 (Lim. 7)
C-AM-19	OPTIONAL Vapor Barrier	Min. 2-inch E3 or E3 C1	Fastener & Plates secured 1 fastener per 1.6ft <sup>2</sup>	Min. 1.5-inch E3 or E3 C1	OSFA, RSUA, 2-Part UIA-C(B), or 2-Part UIA applied 6-inch o.c.	JM PVC FB	2-Part UIA-C(S)	-60 (Lim. 7)
C-AM-20	OPTIONAL Vapor Barrier	OPTIONAL INSULATION	Simultaneously secured with top layer	Min. 2-inch ENRGY 3 or ProtectoR Foam	Fastener & Plates secured 1 fastener per 1.6ft <sup>2</sup>	JM PVC FB	2-Part UIA-C(S)	-60 (Lim. 7)
C-AM-21	OPTIONAL Vapor Barrier	OPTIONAL INSULATION under min. 1.5-inch E3	Fastener & Plates secured 1 fastener per 1ft <sup>2</sup>	SECUROCK or JM Invinsa	RSUA or 2-Part UIA applied 6-inch o.c.	JM PVC FB	RSUA(S) or RSUA applied 12-inch o.c.	-67.5 (Lim. 7)

**APPENDIX C – APPROVED ASSEMBLIES FOR JM PVC SINGLE-PLY MEMBRANES**

Assemblies with Adhered Membranes over Insulated <i>Concrete Deck</i> (New, Existing, or Recover)								
System No.	Thermal/Vapor Barrier	Base Insulation	Base Insulation Attachment	Top Insulation or Base Sheet	Top Insulation or Base Sheet Attachment	Membrane	Membrane Attachment	MDP (psf)
C-AM-22	OPTIONAL Vapor Barrier	OPTIONAL INSULATION under min. 1.5-inch E3	Fastener & Plates secured 1 fastener per 1ft <sup>2</sup>	SECUROCK	OSFA, RSUA or 2-Part UIA applied 6-inch o.c.	Base Ply: DynaBase HW Membrane: JM PVC FB	Base Ply: Torch Adhered Membrane: RSUA(S) or RSUA applied 12-inch o.c.	-67.5 (Lim. 7)
C-AM-23	OPTIONAL Vapor Barrier	OPTIONAL INSULATION	Simultaneously secured with top layer	Min. 2-inch ENRGY 3 CGF or ENRGY 3 FR	Fastener & Plates secured 1 fastener per 2.0ft <sup>2</sup>	JM PVC or JM PVC SD Plus	PVC MA (LowVOC) or PVC ASSBA	-67.5 (Lim. 7)
C-AM-24	OPTIONAL Vapor Barrier	Min. 2-inch E3 or E3 C1	Fastener & Plates secured 1 fastener per 1.6ft <sup>2</sup>	Min. 0.5-inch ProtectoR HD, DEXcell FA, or SECUROCK	OSFA, RSUA, 2-Part UIA-C(B), or 2-Part UIA applied 6-inch o.c.	JM PVC FB	RSUA(S) or RSUA applied 12-inch o.c.	-67.5 (Lim. 7)
C-AM-25	OPTIONAL Vapor Barrier	OPTIONAL INSULATION under min. 1.5-inch E3	Simultaneously secured with top layer	Min 0.5-inch DensDeck Prime	Fastener & Plates secured 1 fastener per 1.78ft <sup>2</sup>	JM PVC or JM PVC SD Plus	PVC MA (LowVOC), PVC WBMA, or PVC ASSBA	-67.5 (Lim. 7)
C-AM-26	OPTIONAL Vapor Barrier	OPTIONAL INSULATION under min. 1.5-inch E3	Simultaneously secured with top layer	Min 0.5-inch DensDeck Prime	Fastener & Plates secured 1 fastener per 1.78ft <sup>2</sup>	JM PVC FB	ASTM D 312 Type IV Asphalt or 2-Part UIA-C(S)	-67.5 (Lim. 7)
C-AM-27	OPTIONAL Vapor Barrier	OPTIONAL INSULATION	Simultaneously secured with top layer	Min. 2-inch E3, E3 C1, or ProtectoR Foam	Fastener & Plates secured 1 fastener per 1.6ft <sup>2</sup>	JM PVC or JM PVC SD Plus	PVC MA (LowVOC) or PVC ASSBA	-75 (Lim. 7)
C-AM-28	OPTIONAL Vapor Barrier	OPTIONAL INSULATION	Simultaneously secured with top layer	Min. 2-inch E3 or E3 C1	Fastener & Plates secured 1 fastener per 1.6ft <sup>2</sup>	JM PVC FB	ASTM D 312 Type IV Asphalt or 2-Part UIA-C(S)	-75 (Lim. 7)
C-AM-29	OPTIONAL Vapor Barrier	OPTIONAL INSULATION	Simultaneously secured with top layer	Min. 2-inch Invinsa Foam	Fastener & Plates secured 1 fastener per 2.0ft <sup>2</sup>	JM PVC SD Plus	PVC MA (LowVOC)	-75 (Lim. 7)
C-AM-30	OPTIONAL Vapor Barrier	Min. 1.5-inch E3	Simultaneously secured with top layer	Min. 0.5-inch SECUROCK	Fastener & Plates secured 1 fastener per 1.6ft <sup>2</sup>	JM PVC SD Plus	PVC MA (LowVOC) or PVC ASSBA	-75 (Lim. 7)
C-AM-31	OPTIONAL Vapor Barrier	Min. 2-inch E3 or E3 C1	Fastener & Plates secured 1 fastener per 1.6ft <sup>2</sup>	Min. 0.5-inch ProtectoR HD, DensDeck Prime, or SECUROCK	OSFA, RSUA, 2-Part UIA-C(B), or 2-Part UIA applied 6-inch o.c.	JM PVC or PVC SD Plus	PVC ASSBA	-82.5 (Lim. 7)
C-AM-32	OPTIONAL Vapor Barrier	Min. 2-inch E3 or E3 C1	Fastener & Plates secured 1 fastener per 1.6ft <sup>2</sup>	Min. 0.5-inch ProtectoR HD, DensDeck Prime, DEXcell FA, or SECUROCK	OSFA, RSUA, 2-Part UIA-C(B), or 2-Part UIA applied 6-inch o.c.	JM PVC or PVC SD Plus	PVC MA (LowVOC)	-82.5 (Lim. 7)

**APPENDIX C – APPROVED ASSEMBLIES FOR JM PVC SINGLE-PLY MEMBRANES**

Assemblies with Adhered Membranes over Insulated <i>Concrete Deck</i> (New, Existing, or Recover)								
System No.	Thermal/Vapor Barrier	Base Insulation	Base Insulation Attachment	Top Insulation or Base Sheet	Top Insulation or Base Sheet Attachment	Membrane	Membrane Attachment	MDP (psf)
C-AM-33	OPTIONAL Vapor Barrier	Min. 2-inch E3 or E3 C1	Fastener & Plates secured 1 fastener per 1.6ft <sup>2</sup>	Min. 0.5-inch Protector HD, DEXcell FA, or SECUROCK	OSFA, RSUA, 2-Part UIA-C(B), or 2-Part UIA applied 6-inch o.c.	JM PVC FB	2-Part UIA-C(S)	-82.5 (Lim. 7)
C-AM-34	OPTIONAL Vapor Barrier	Min. 2-inch E3 or E3 C1	Fastener & Plates secured 1 fastener per 1.6ft <sup>2</sup>	Min. 1.5-inch E3 or E3 C1	OSFA, RSUA, 2-Part UIA-C(B), or 2-Part UIA applied 6-inch o.c.	JM PVC or PVC SD Plus	PVC MA (LowVOC)	-82.5 (Lim. 7)
C-AM-35	OPTIONAL Vapor Barrier	Min. 2-inch E3 or E3 C1	Fastener & Plates secured 1 fastener per 1.6ft <sup>2</sup>	Min. 1.5-inch E3 or E3 C1	OSFA, RSUA, 2-Part UIA-C(B), or 2-Part UIA applied 6-inch o.c.	JM PVC or PVC SD Plus	PVC ASSBA	-82.5 (Lim. 7)
C-AM-36	OPTIONAL Vapor Barrier	OPTIONAL INSULATION under min. 1.5-inch E3	Simultaneously secured with top layer	Min 0.625-inch DensDeck Prime	Fastener & Plates secured 1 fastener per 1.33ft <sup>2</sup>	JM PVC or JM PVC SD Plus	PVC MA (LowVOC) or PVC WBMA	-90 (Lim. 7)
C-AM-37	OPTIONAL Vapor Barrier	OPTIONAL INSULATION under min. 1.5-inch E3	Simultaneously secured with top layer	Min 0.625-inch DensDeck Prime	Fastener & Plates secured 1 fastener per 1.33ft <sup>2</sup>	JM PVC FB	ASTM D 312 Type IV Asphalt	-90 (Lim. 7)
C-AM-38	OPTIONAL Vapor Barrier	Min. 1.5-inch E3	Simultaneously secured with top layer	Min. 0.5-inch DEXcell FA	Fastener & Plates or DF secured 1 fastener per 1.0ft <sup>2</sup>	JM PVC or JM PVC SD Plus	PVC MA (LowVOC) applied at 1.0 gal/100ft <sup>2</sup>	-105 (Lim. 7)
C-AM-39	OPTIONAL Vapor Barrier	Min. 1.5-inch E3	Simultaneously secured with top layer	Min. 0.5-inch DEXcell FA	Fastener & Plates or DF secured 1 fastener per 1.0ft <sup>2</sup>	JM PVC FB	ASTM D 312 Type IV Asphalt or 2-Part UIA-C(S)	-105 (Lim. 7)
C-AM-40	OPTIONAL Vapor Barrier	OPTIONAL INSULATION	Simultaneously secured with top layer	Min. 2-inch ENRGY 3 CGF or ENRGY 3 FR	Fastener & Plates secured 1 fastener per 1.33ft <sup>2</sup>	JM PVC SD Plus	PVC MA (LowVOC)	-105 (Lim. 7)
C-AM-41	OPTIONAL Vapor Barrier	Min. 1.5-inch E3	Simultaneously secured with top layer	Min. 0.5-inch DensDeck Prime	Fastener & Plates secured 1 fastener per 1.0ft <sup>2</sup>	JM PVC or JM PVC SD Plus	PVC MA (LowVOC)	-112.5 (Lim. 7)
C-AM-42	OPTIONAL Vapor Barrier	Min. 1.5-inch E3	Simultaneously secured with top layer	Min. 0.5-inch DensDeck Prime	Fastener & Plates secured 1 fastener per 1.0ft <sup>2</sup>	JM PVC FB	ASTM D 312 Type IV Asphalt or 2-Part UIA-C(S)	-112.5 (Lim. 7)
C-AM-43	OPTIONAL Vapor Barrier	OPTIONAL INSULATION	Simultaneously secured with top layer	Min. 2-inch E3, E3 C1, or Protector Foam	Fastener & Plates secured 1 fastener per 1.0ft <sup>2</sup>	JM PVC or JM PVC SD Plus	PVC MA (LowVOC)	-120 (Lim. 7)
C-AM-44	OPTIONAL Vapor Barrier	OPTIONAL INSULATION	Simultaneously secured with top layer	Min. 2-inch E3 or E3 C1	Fastener & Plates secured 1 fastener per 1.0ft <sup>2</sup>	JM PVC FB	ASTM D 312 Type IV Asphalt or 2-Part UIA-C(S)	-120 (Lim. 7)

**APPENDIX C – APPROVED ASSEMBLIES FOR JM PVC SINGLE-PLY MEMBRANES**

<b>Assemblies with Adhered Membranes over Insulated Concrete Deck (New, Existing, or Recover)</b>								
System No.	Thermal/Vapor Barrier	Base Insulation	Base Insulation Attachment	Top Insulation or Base Sheet	Top Insulation or Base Sheet Attachment	Membrane	Membrane Attachment	MDP (psf)
C-AM-45	OPTIONAL Vapor Barrier	Min. 2-inch ENRGY 3, ENRGY 3 CGF, ENRGY 3 FR or E3 C1	Fastener & Plates secured 1 fastener per 1ft <sup>2</sup>	Min. 1.5-inch ENRGY 3	OSFA, RSUA or 2-Part UIA applied 4-inch o.c.	JM PVC or PVC SD Plus	PVC MA (LowVOC)	-120 (Lim. 7)
C-AM-46	OPTIONAL Vapor Barrier	Min. 2-inch ENRGY 3, ENRGY 3 CGF, ENRGY 3 FR or E3 C1	Fastener & Plates secured 1 fastener per 1ft <sup>2</sup>	Min. 1.5-inch ENRGY 3	OSFA, RSUA or 2-Part UIA applied 4-inch o.c.	JM PVC FB	ASTM D 312 Type IV Asphalt	-120 (Lim. 7)
C-AM-47	OPTIONAL Vapor Barrier	Min. 2-inch E3 or E3 C1	Fastener & Plates secured 1 fastener per 1ft <sup>2</sup>	ProtectoR HD	OSFA, RSUA, 2-Part UIA-C(B), or 2-Part UIA applied 4-inch o.c.	JM PVC or PVC SD Plus	PVC MA (LowVOC)	-120 (Lim. 7)
C-AM-48	OPTIONAL Vapor Barrier	OPTIONAL INSULATION under min. 1.5-inch E3	Simultaneously secured with top layer	Min. 0.5-inch DEXcell FA	Fastener & Plates or DF secured 1 fastener per 1ft <sup>2</sup>	JM PVC FB	2-Part UIA-C(S)	-135 (Lim. 7)

<b>Mechanically Fastened Assemblies over Concrete Deck (New or Existing)</b>							
System No.	Base Insulation	Base Insulation Attachment	Top Insulation	Top Insulation Attachment	Membrane	Membrane Attachment	MDP (psf)
C-M-1	OPTIONAL INSULATION under min. 1-inch E3	Preliminarily Secured or secured with top layer	OPTIONAL Cover Board	Preliminarily Secured	JM PVC	Attached in-lap 12-inch o.c. with HL Fasteners & Plates; Min. 5-inch wide side laps; Fastener rows max. 73-inch o.c.	-45 (Lim. 7)
C-M-2	OPTIONAL INSULATION under min. 1-inch E3	Preliminarily Secured or secured with top layer	OPTIONAL Cover Board	Preliminarily Secured	JM PVC, JM PVC SD Plus, or JM PVC SL	Attached in-lap 6-inch o.c. with HL Fasteners & Plates; Min. 6-inch wide side laps; Fastener rows max. 114-inch o.c.	-45 (Lim. 7)
C-M-3	OPTIONAL INSULATION under min. 1-inch E3	Preliminarily Secured or secured with top layer	OPTIONAL Cover Board	Preliminarily Secured	JM PVC SD Plus	Attached in-lap 12-inch o.c. with HL Fasteners & Plates; Min. 6-inch wide side laps; Fastener rows max. 54-inch o.c.	-45 (Lim. 7)
C-M-4	OPTIONAL INSULATION under min. 1.5-inch E3	Preliminarily Secured or secured with top layer	OPTIONAL Cover Board	Preliminarily Secured	JM PVC	Attached in-lap 6-inch o.c. with HL Fasteners & Plates; Fastener rows max. 72-inch o.c.	-45 (Lim. 7)

**APPENDIX C – APPROVED ASSEMBLIES FOR JM PVC SINGLE-PLY MEMBRANES**

<b>Mechanically Fastened Assemblies over Concrete Deck (New or Existing)</b>							
System No.	Base Insulation	Base Insulation Attachment	Top Insulation	Top Insulation Attachment	Membrane	Membrane Attachment	MDP (psf)
C-M-5	OPTIONAL INSULATION under min. 1.5-inch E3	<i>Preliminarily Secured</i> or secured with top layer	OPTIONAL Cover Board	<i>Preliminarily Secured</i>	JM PVC (Min. 60 mil)	Attached in-lap 12-inch o.c. with <i>HL Fasteners &amp; Plates</i> ; Min. 5-inch wide side laps with min. 2-inch wide heat welds; Fastener rows max. 73-inch o.c.	<b>-52.5 (Lim. 7)</b>
C-M-6	OPTIONAL INSULATION under min. 1.5-inch E3	<i>Preliminarily Secured</i> or secured with top layer	OPTIONAL Cover Board	<i>Preliminarily Secured</i>	JM PVC FB/ DynaFast	<i>HL Fasteners &amp; Plates</i> spaced 6-inch o.c within each min. 4-inch heat welded side laps in rows max. 70-inch o.c.	<b>-52.5 (Lim. 9)</b>
C-M-7	OPTIONAL INSULATION under min. 1.5-inch E3	<i>Preliminarily Secured</i> or secured with top layer	OPTIONAL Cover Board	<i>Preliminarily Secured</i>	JM PVC	Attached in-lap 6-inch o.c. with <i>HL Fasteners &amp; Plates</i> ; Min. 5-inch wide side laps; Fastener rows max. 73-inch o.c.	<b>-60 (Lim. 7)</b>
C-M-8	OPTIONAL INSULATION under min. 1.5-inch E3	<i>Preliminarily Secured</i> or secured with top layer	OPTIONAL Cover Board	<i>Preliminarily Secured</i>	JM PVC SD Plus or JM PVC SL	Attached in-lap 6-inch o.c. with <i>HL Fasteners &amp; Plates</i> ; Min. 6-inch wide side laps; Fastener rows max. 54-inch o.c.	<b>-60 (Lim. 7)</b>
C-M-9	OPTIONAL INSULATION under min. 1.5-inch E3	<i>Preliminarily Secured</i> or secured with top layer	OPTIONAL Cover Board	<i>Preliminarily Secured</i>	JM PVC or JM PVC FB	Attached in-lap 6-inch o.c. with <i>HL Fasteners &amp; Plates</i> ; Min. 4.5-inch wide side laps with min. 2-inch wide heat welds; Fastener rows max. 114-inch o.c.	<b>-60 (Lim. 7)</b>
C-M-10	OPTIONAL INSULATION under min. 1.5-inch E3	<i>Preliminarily Secured</i> or secured with top layer	OPTIONAL Cover Board	<i>Preliminarily Secured</i>	JM PVC	Attached in-lap 6-inch o.c. with <i>HL Fasteners &amp; Plates</i> ; Min. 5.5-inch wide side laps with min. 2-inch wide heat welds; Fastener rows max. 114-inch o.c.	<b>-60 (Lim. 7)</b>
C-M-11	OPTIONAL INSULATION under min. 1.5-inch E3	<i>Preliminarily Secured</i> or secured with top layer	OPTIONAL Cover Board	<i>Preliminarily Secured</i>	JM PVC	Attached in-lap 6-inch o.c. with Extra High Load Fasteners & OMG Super XHD 2-3/4 Barbed Plates; Min. 5.5-inch wide side laps with min. 2-inch wide heat welds; Fastener rows max. 114-inch o.c.	<b>-60 (Lim. 7)</b>
C-M-12	OPTIONAL INSULATION under min. 1.5-inch E3	<i>Preliminarily Secured</i> or secured with top layer	OPTIONAL Cover Board	<i>Preliminarily Secured</i>	JM PVC FB/ DynaFast	<i>APB Fasteners &amp; Plates</i> spaced 6-inch o.c within each min. 4-inch heat welded side lap.	<b>-60 (Lim. 9)</b>
C-M-13	OPTIONAL INSULATION under min. 1-inch E3	<i>Preliminarily Secured</i> or secured with top layer	OPTIONAL Cover Board	<i>Preliminarily Secured</i>	JM PVC FB/ DynaFast	<i>HL Fasteners &amp; Plates</i> spaced 12-inch o.c within each min. 4-inch heat welded side lap.	<b>-60 (Lim. 9)</b>



**APPENDIX C – APPROVED ASSEMBLIES FOR JM PVC SINGLE-PLY MEMBRANES**

<b>Mechanically Fastened Assemblies over Concrete Deck (New or Existing)</b>							
System No.	Base Insulation	Base Insulation Attachment	Top Insulation	Top Insulation Attachment	Membrane	Membrane Attachment	MDP (psf)
C-M-14	OPTIONAL INSULATION under min. 1-inch E3	<i>Preliminarily Secured</i> or secured with top layer	OPTIONAL Cover Board	<i>Preliminarily Secured</i>	JM PVC FB/ DynaFast	High Load LH Fasteners and Polymer Membrane Batten OR High Load Fasteners and Deep Well Batten strip spaced 6-inch o.c. within min. 4-inch heat welded side laps in rows max. 71-inch o.c.	<b>-60 (Lim. 9)</b>
C-M-15	OPTIONAL INSULATION under min. 1-inch E3	<i>Preliminarily Secured</i> or secured with top layer	OPTIONAL Cover Board	<i>Preliminarily Secured</i>	JM PVC (Min. 60 mil)	Attached in-lap 6-inch o.c. with HL Fasteners & Plates; Min. 6-inch wide side laps with min. 2-inch wide heat welds; Fastener rows max. 72-inch o.c.	<b>-75 (Lim. 7)</b>

<b>Induction Welded Assemblies over Concrete Deck (New, Existing, or Recover)</b>							
System No.	Base Insulation	Base Insulation Attachment	Top Insulation	Top Insulation Attachment	Membrane	Membrane Attachment	MDP (psf)
C-W-1	OPTIONAL INSULATION under min. 1-inch E3	<i>Preliminarily Secured</i> or secured with top layer	OPTIONAL Cover Board	<i>Preliminarily Secured;</i> IW #14 spaced 12-inch o.c. in rows 60-inch o.c.	JM PVC JM PVC SD Plus (Min. 60 mil)	Induction welded to weld plates	<b>-45 (Lim. 7)</b>
C-W-2	INSULATION	<i>Preliminarily Secured</i> or secured with top layer	OPTIONAL Cover Board	Attached with ISOWELD-#14 or ISOWELD-#15 spaced 24" o.c. in rows 24" o.c.	JM PVC JM PVC SD Plus (Min. 60 mil)	Induction welded to weld plates	<b>-45 (Lim. 7)</b>
C-W-3	INSULATION	<i>Preliminarily Secured</i> or secured with top layer	OPTIONAL Cover Board	Attached with ISOWELD-#14 or ISOWELD-#15 spaced 12" o.c. in rows 60" o.c.	JM PVC JM PVC SD Plus (Min. 60 mil)	Induction welded to weld plates	<b>-45 (Lim. 7)</b>
C-W-4	OPTIONAL INSULATION under min. 1-inch E3	<i>Preliminarily Secured</i> or secured with top layer	OPTIONAL Cover Board	Attached with IW #14 in a 2-ft x 2-ft staggered grid pattern	JM PVC JM PVC SD Plus (Min. 60 mil)	Induction welded to weld plates	<b>-52.5 (Lim. 7)</b>
C-W-5	INSULATION	<i>Preliminarily Secured</i> or secured with top layer	OPTIONAL Cover Board	Attached with ISOWELD-#14 or ISOWELD-#15 spaced 6" o.c. in rows 60" o.c.	JM PVC JM PVC SD Plus (Min. 60 mil)	Induction welded to weld plates	<b>-60 (Lim. 7)</b>
C-W-6	OPTIONAL INSULATION under min. 1-inch E3	<i>Preliminarily Secured</i> or secured with top layer	OPTIONAL Cover Board	Attached with IW #14 at a rate of 8 per 4-ft x 8-ft board Pattern #1 (1 fastener per 4.0-ft <sup>2</sup> )	JM PVC (Min. 60 mil)	Induction welded to weld plates	<b>-67.5 (Lim. 7)</b>

**APPENDIX C – APPROVED ASSEMBLIES FOR JM PVC SINGLE-PLY MEMBRANES**

<b>Induction Welded Assemblies over Concrete Deck (New, Existing, or Recover)</b>							
System No.	Base Insulation	Base Insulation Attachment	Top Insulation	Top Insulation Attachment	Membrane	Membrane Attachment	MDP (psf)
C-W-7	INSULATION	<i>Preliminarily Secured or secured with top layer</i>	OPTIONAL Cover Board	Attached with ISOWELD-#14 or ISOWELD-#15 spaced 18" o.c. in rows 24" o.c.	JM PVC JM PVC SD Plus (Min. 60 mil)	Induction welded to weld plates	<b>-67.5 (Lim. 7)</b>
C-W-8	OPTIONAL INSULATION under min. 1-inch E3	<i>Preliminarily Secured or secured with top layer</i>	OPTIONAL Cover Board	<i>Preliminarily Secured;</i> IW #14 spaced 6-inch o.c. in rows 72-inch o.c.	JM PVC JM PVC SD Plus (Min. 60 mil)	Induction welded to weld plates	<b>-82.5 (Lim. 7)</b>
C-W-9	INSULATION	<i>Preliminarily Secured or secured with top layer</i>	OPTIONAL Cover Board	Attached with ISOWELD-#14 or ISOWELD-#15 spaced in a 1.5-ft x 2-ft staggered grid	JM PVC JM PVC SD Plus (Min. 60 mil)	Induction welded to weld plates	<b>-82.5 (Lim. 7)</b>
C-W-10	INSULATION	<i>Preliminarily Secured or secured with top layer</i>	OPTIONAL Cover Board	Attached with ISOWELD-#14 or ISOWELD-#15 spaced 18" o.c. in rows 18" o.c.	JM PVC JM PVC SD Plus (Min. 60 mil)	Induction welded to weld plates	<b>-82.5 (Lim. 7)</b>
C-W-11	OPTIONAL INSULATION under min. 1-inch E3	<i>Preliminarily Secured or secured with top layer</i>	OPTIONAL Cover Board	<i>Preliminarily Secured;</i> IW #14 spaced 12-inch o.c. in rows 60-inch o.c.	JM PVC JM PVC SD Plus (Min. 60 mil)	Induction welded to weld plates	<b>-90 (Lim. 7)</b>
C-W-12	OPTIONAL INSULATION under min. 1-inch E3	<i>Preliminarily Secured or secured with top layer</i>	OPTIONAL Cover Board	Attached with IW #14 at a rate of 15 per 4-ft x 8-ft board (1 fastener per 2.13-ft <sup>2</sup> )	JM PVC (Min. 60 mil)	Induction welded to weld plates	<b>-90 (Lim. 7)</b>
C-W-13	INSULATION	<i>Preliminarily Secured or secured with top layer</i>	OPTIONAL Cover Board	Attached with ISOWELD-#14 or ISOWELD-#15 spaced 6" o.c. in rows 60" o.c.	JM PVC JM PVC SD Plus (Min. 60 mil)	Induction welded to weld plates	<b>-90 (Lim. 7)</b>

<b>Adhered Assemblies over CWF Deck (New or Existing)</b>								
System No.	Vapor Barrier	Base Insulation (Note 7)	Base Insulation Attachment	Top Insulation	Top Insulation Attachment	Membrane	Membrane Attachment	MDP (psf)
CW-A-1	-	OPTIONAL Min. 1-inch ENRGY 3	OSFA applied 12-inch o.c.	JM Invinsa or ProtectoR HD	OSFA or 2-Part UIA applied 12-inch o.c.	JM PVC	PVC MA (LowVOC) applied at 0.83 gal/100ft <sup>2</sup> or PVC WBMA	<b>-112.5 (Lim. 9)</b>
CW-A-2	-	OPTIONAL Min. 1-inch ENRGY 3	OSFA applied 12-inch o.c.	JM Invinsa or ProtectoR HD	OSFA or 2-Part UIA applied 12-inch o.c.	JM PVC SD Plus	PVC MA (LowVOC) applied at 0.83 gal/100ft <sup>2</sup> or PVC WBMA	<b>-112.5 (Lim. 9)</b>

**APPENDIX C – APPROVED ASSEMBLIES FOR JM PVC SINGLE-PLY MEMBRANES**

Adhered Assemblies over CWF Deck (New or Existing)								
System No.	Vapor Barrier	Base Insulation (Note 7)	Base Insulation Attachment	Top Insulation	Top Insulation Attachment	Membrane	Membrane Attachment	MDP (psf)
CW-A-3	-	OPTIONAL Min. 1-inch ENRGY 3	OSFA applied 12-inch o.c.	SECUROCK	RSUA, OSFA, or 2-Part UIA applied 12-inch o.c.	JM PVC or JM PVC SD Plus	PVC MA (LowVOC)	<b>-140 (Lim. 9)</b>
CW-A-4	OPTIONAL Vapor Barriers for Adhered Assemblies over CWF Deck	Min. 1.5-inch ENRGY 3	RSUA applied 12-inch o.c.	-	-	JM PVC	PVC MA (LowVOC) applied at 0.83 gal/100ft <sup>2</sup>	<b>-150 (Lim. 9)</b>
CW-A-5	OPTIONAL Vapor Barriers for Adhered Assemblies over CWF Deck	Min. 1.5-inch ENRGY 3	RSUA applied 12-inch o.c.	-	-	JM PVC SD Plus	PVC MA (LowVOC) applied at 0.83 gal/100ft <sup>2</sup>	<b>-150 (Lim. 9)</b>
CW-A-6	-	Min. 1-inch ENRGY 3 or ProtectoR Foam	OSFA applied 12-inch o.c.	-	-	JM PVC	PVC MA (LowVOC) applied at 0.83 gal/100ft <sup>2</sup>	<b>-157.5 (Lim. 9)</b>
CW-A-7	-	Min. 1.5-inch ENRGY 3	OSFA applied 12-inch o.c.	-	-	JM PVC SD Plus	PVC MA (LowVOC) applied at 0.83 gal/100ft <sup>2</sup>	<b>-157.5 (Lim. 9)</b>
CW-A-8	OPTIONAL Vapor Barriers for Adhered Assemblies over CWF Deck	OPTIONAL Min. 1.5-inch ENRGY 3	OSFA or RSUA applied 12-inch o.c.	Protector R HD	OSFA or RSUA applied 12-inch o.c.	JM PVC JM PVC SD Plus	PVC WBMA or PVC MA (LowVOC)	<b>-157.5 (Lim. 9)</b>
CW-A-9	OPTIONAL Vapor Barriers for Adhered Assemblies over CWF Deck	OPTIONAL Min. 1.5-inch ENRGY 3	OSFA or RSUA applied 12-inch o.c.	Protector R HD	OSFA or RSUA applied 12-inch o.c.	JM PVC SD Plus	PVC ASSBA	<b>-157.5 (Lim. 9)</b>
CW-A-10	OPTIONAL Vapor Barriers for Adhered Assemblies over CWF Deck	OPTIONAL Min. 1.5-inch ENRGY 3	OSFA or RSUA applied 12-inch o.c.	Protector R HD	OSFA or RSUA applied 12-inch o.c.	JM PVC FB	2-Part UIA-C(S) or PVC WBMA	<b>-157.5 (Lim. 9)</b>
CW-A-11	OPTIONAL Vapor Barriers for Adhered Assemblies over CWF Deck	OPTIONAL Min. 1.5-inch ENRGY 3	OSFA or RSUA applied 12-inch o.c.	DensDeck Prime	OSFA or RSUA applied 12-inch o.c.	JM PVC FB	2-Part UIA-C(S)	<b>-157.5 (Lim. 9)</b>
CW-A-12	-	Min. 475 psi Celcore MF with HS Rheology Admixture installed	Poured-in-place	-	-	JM PVC FB	RSUA(S) or RSUA applied 12-inch o.c.	<b>-167.5 (Lim. 9)</b>

**APPENDIX C – APPROVED ASSEMBLIES FOR JM PVC SINGLE-PLY MEMBRANES**

<b>Adhered Assemblies over CWF Deck (New or Existing)</b>								
System No.	Vapor Barrier	Base Insulation <a href="#">(Note 7)</a>	Base Insulation Attachment	Top Insulation	Top Insulation Attachment	Membrane	Membrane Attachment	MDP (psf)
CW-A-13	-	Min. 475 psi Celcore MF with HS Rheology Admixture installed	Poured-in-place	-	-	JM PVC FB	RSUA applied 4-inch o.c. or RSUA(S)	<b>-197.5 (Lim. 9)</b>
CW-A-14	OPTIONAL Vapor Barriers for Adhered Assemblies over CWF Deck	Min. 1.5-inch ENRGY 3 or ENRGY 3 CGF	RSUA applied 12-inch o.c.	-	-	JM PVC FB	2-Part UIA-C(S)	<b>-255 (Lim. 9)</b>
CW-A-15	OPTIONAL Vapor Barriers for Adhered Assemblies over CWF Deck	Min. 1.5-inch ENRGY 3 or ENRGY 3 CGF	RSUA applied 12-inch o.c.	-	-	JM PVC or JM PVC SD Plus	PVC MA (LowVOC)	<b>-255 (Lim. 9)</b>
CW-A-16	OPTIONAL Vapor Barriers for Adhered Assemblies over CWF Deck	OPTIONAL Min. 1.5-inch ENRGY 3 CGF	RSUA applied 12-inch o.c.	SECUROCK	RSUA applied 12-inch o.c.	JM PVC JM PVC SD Plus	PVC MA (Low VOC)	<b>-255 (Lim. 9)</b>
CW-A-17	OPTIONAL Vapor Barriers for Adhered Assemblies over CWF Deck	OPTIONAL Min. 1.5-inch ENRGY 3 CGF	RSUA applied 12-inch o.c.	SECUROCK	RSUA applied 12-inch o.c.	JM PVC FB	2-Part UIA-C(S)	<b>-255 (Lim. 9)</b>

<b>Mechanically Fastened Assemblies over CWF Deck (New or Existing)</b>							
System No.	Base Insulation	Base Insulation Attachment	Top Insulation	Top Insulation Attachment	Membrane	Membrane Attachment	MDP (psf)
CW-M-1	-	-	-	-	JM PVC FB/ DynaFast	1.8" Twin Loc-Nail without integrated plate fastened 6-inch o.c. along Straight Line Batten Bar within min. 4-inch heat welded side laps and in one intermediate row centered between side laps	<b>-60 (Lim. 9)</b>

<b>Adhered Assemblies over Poured Gypsum Deck (New or Existing)</b>							
System No.	Base Insulation <a href="#">(Note 7)</a>	Base Insulation Attachment	Top Insulation	Top Insulation Attachment	Membrane	Membrane Attachment	MDP (psf)
G-A-1	Min. 1.5-inch E3 or Protector Foam	2-Part UIA applied 12-inch o.c.	-	-	JM PVC	PVC MA (LowVOC) or PVC ASSBA (E3 only, no AGF)	<b>-60 (Lim. 9)</b>

**APPENDIX C – APPROVED ASSEMBLIES FOR JM PVC SINGLE-PLY MEMBRANES**

Adhered Assemblies over Poured Gypsum Deck (New or Existing)							
System No.	Base Insulation (Note 7)	Base Insulation Attachment	Top Insulation	Top Insulation Attachment	Membrane	Membrane Attachment	MDP (psf)
G-A-2	Min. 1.5-inch E3 or ProtectorR Foam	2-Part UIA applied 12-inch o.c.	-	-	JM PVC FB	RSUA(S) or RSUA applied 12-inch o.c.	-60 (Lim. 9)
G-A-3	OPTIONAL Min. 1.5-inch E3	2-Part UIA applied 12-inch o.c.	JM Invinsa or ProtectorR HD	2-Part UIA applied 12-inch o.c.	JM PVC	PVC MA (LowVOC) applied at 0.83 gal/100ft <sup>2</sup> , PVC WBMA or PVC ASSBA (no Invinsa)	-60 (Lim. 9)
G-A-4	OPTIONAL Min. 1.5-inch E3	2-Part UIA applied 12-inch o.c.	JM Invinsa or ProtectorR HD	2-Part UIA applied 12-inch o.c.	JM PVC SD Plus	PVC MA (LowVOC) applied at 0.83 gal/100ft <sup>2</sup> , PVC WBMA or PVC ASSBA (no Invinsa)	-60 (Lim. 9)
G-A-5	OPTIONAL Min. 1.5-inch E3	2-Part UIA applied 12-inch o.c.	SECUROCK	RSUA or 2-Part UIA applied 12-inch o.c.	JM PVC or JM PVC SD Plus	PVC MA (LowVOC), PVC WBMA or PVC ASSBA	-60 (Lim. 9)
G-A-6	Min. 1-inch ENRGY 3 or ProtectorR Foam	OSFA applied 12-inch o.c.	-	-	JM PVC or JM PVC SD Plus	PVC MA (LowVOC); Applied 1.67 gal/100ft <sup>2</sup> , PVC WBMA or PVC ASSBA (no ProtectorR Foam)	-77.5 (Lim. 9)
G-A-7	OPTIONAL Min. 1-inch ENRGY 3	OSFA applied 12-inch o.c.	JM Invinsa or ProtectorR HD	OSFA applied 12-inch o.c.	JM PVC	PVC MA (LowVOC) applied at 0.83 gal/100ft <sup>2</sup> , PVC WBMA or PVC ASSBA (no Invinsa)	-77.5 (Lim. 9)
G-A-8	OPTIONAL Min. 1-inch ENRGY 3	OSFA applied 12-inch o.c.	JM Invinsa or ProtectorR HD	OSFA applied 12-inch o.c.	JM PVC SD Plus	PVC MA (LowVOC) applied at 0.83 gal/100ft <sup>2</sup> , PVC WBMA or PVC ASSBA (no Invinsa)	-77.5 (Lim. 9)
G-A-9	OPTIONAL Min. 1-inch ENRGY 3	OSFA applied 12-inch o.c.	JM Invinsa or ProtectorR HD	OSFA applied 12-inch o.c.	JM PVC FB	2-Part UIA-C(S) or PVC WBMA	-77.5 (Lim. 9)
G-A-10	OPTIONAL Min. 1-inch ENRGY 3	OSFA applied 12-inch o.c.	JM Invinsa	OSFA applied 12-inch o.c.	JM PVC FB	ASBA	-77.5 (Lim. 9)
G-A-11	OPTIONAL Min. 1-inch ENRGY 3	OSFA applied 12-inch o.c.	SECUROCK	RSUA or OSFA applied 12-inch o.c.	JM PVC or JM PVC SD Plus	PVC MA (LowVOC) or PVC ASSBA	-77.5 (Lim. 9)
G-A-12	OPTIONAL Min. 1-inch ENRGY 3	OSFA applied 12-inch o.c.	SECUROCK	RSUA or OSFA applied 12-inch o.c.	JM PVC FB	2-Part UIA-C(S)	-77.5 (Lim. 9)
G-A-13	JM Invinsa	OSFA applied 12-inch o.c.	-	-	JM PVC	PVC MA (LowVOC) applied at 0.83 gal/100ft <sup>2</sup> or PVC WBMA	-92.5 (Lim. 9)
G-A-14	JM Invinsa	OSFA applied 12-inch o.c.	-	-	JM PVC SD Plus	PVC MA (LowVOC) applied at 0.83 gal/100ft <sup>2</sup> or PVC WBMA	-92.5 (Lim. 9)
G-A-15	Min. 1-inch E3 or ProtectorR Foam	RSUA applied 12-inch o.c.	-	-	JM PVC or JM PVC SD Plus	PVC MA (Low VOC)	-105 (Lim. 9)
G-A-16	Min. 1-inch E3 or ProtectorR Foam	RSUA applied 12-inch o.c.	-	-	JM PVC SD Plus	PVC ASSBA	-105 (Lim. 9)
G-A-17	Min. 1-inch E3 or ProtectorR Foam	RSUA applied 12-inch o.c.	-	-	JM PVC FB	RSUA applied 4-inch o.c. , RSUA(S), or 2-Part UIA-C(S)	-105 (Lim. 9)

**APPENDIX C – APPROVED ASSEMBLIES FOR JM PVC SINGLE-PLY MEMBRANES**

<b>Adhered Assemblies over Poured Gypsum Deck (New or Existing)</b>							
System No.	Base Insulation <a href="#">(Note 7)</a>	Base Insulation Attachment	Top Insulation	Top Insulation Attachment	Membrane	Membrane Attachment	MDP (psf)
G-A-18	OPTIONAL Min. 1-inch E3	RSUA applied 12-inch o.c.	DensDeck Prime, DEXcell FA, ProtectoR HD, or SECUROCK	RSUA applied 12-inch o.c.	JM PVC or JM PVC SD Plus	PVC MA (LowVOC)	-105 (Lim. 9)
G-A-19	OPTIONAL Min. 1-inch E3	RSUA applied 12-inch o.c.	DensDeck Prime, ProtectoR HD, or SECUROCK	RSUA applied 12-inch o.c.	JM PVC SD Plus	PVC ASSBA	-105 (Lim. 9)
G-A-20	OPTIONAL Min. 1-inch E3	RSUA applied 12-inch o.c.	DensDeck Prime, DEXcell FA, ProtectoR HD, or SECUROCK	RSUA applied 12-inch o.c.	JM PVC FB	RSUA applied 4-inch o.c. , RSUA(S), 2-Part UIA(S), or ASTM D 312, Type IV Asphalt	-105 (Lim. 9)
G-A-21	OPTIONAL Min. 1-inch E3	RSUA applied 12-inch o.c.	DensDeck Prime, DEXcell FA, ProtectoR HD, or SECUROCK	RSUA applied 12-inch o.c.	JM PVC	PVC MA (LowVOC) applied at 0.83 gal/100ft <sup>2</sup> or PVC WBMA	-112.5 (Lim. 9)
G-A-22	Min. 1.5-inch E3	UIA at 12-inch o.c.	ProtectoR HD	UIA applied 12-inch o.c.	JM PVC	PVC ASSBA	-112.5 (Lim. 9)
G-A-23	Min. 1.5-inch E3	UIA at 12-inch o.c.	JM Invinsa or ProtectoR HD	UIA applied 12-inch o.c.	JM PVC SD Plus	PVC MA (LowVOC) applied at 0.83 gal/100ft <sup>2</sup> or PVC WBMA	-112.5 (Lim. 9)
G-A-24	Min. 1.5-inch E3	UIA at 12-inch o.c.	ProtectoR HD	UIA applied 12-inch o.c.	JM PVC SD Plus	PVC ASSBA	-112.5 (Lim. 9)

<b>Mechanically Attached Assemblies over Poured Gypsum Deck (New, Existing, or Recover)</b>							
System No.	Base Insulation	Base Insulation Attachment	Top Insulation	Top Insulation Attachment	Membrane	Membrane Attachment	MDP (psf)
G-M-1	-	-	-	-	JM PVC FB/ DynaFast	1.8" Twin Loc-Nail without integrated plate fastened 6-inch o.c. along Straight Line Batten Bar within min. 4-inch heat welded side laps and in one intermediate row centered between side laps	-60 (Lim. 9)

<b>Adhered Lightweight Concrete Assemblies over Concrete Deck (New or Existing)</b>							
System No.	LWIC	Base Insulation <a href="#">(Note 7)</a>	Top Insulation/Cover Board	Membrane	Membrane Attachment	MDP (psf)	
LC-A-1	Min. 350 psi Celcore MF with HS Rheology Admixture	OPTIONAL Min. 0.5-inch ENRGY 3 adhered in OSFA or RSUA applied 12-inch o.c.	ProtectoR HD, DEXcell FA, or SECUROCK adhered in OSFA or RSUA applied 12-inch o.c.	JM PVC FB	2-Part UIA-C(S)	-67.5 (Lim. 9)	

**APPENDIX C – APPROVED ASSEMBLIES FOR JM PVC SINGLE-PLY MEMBRANES**

<b>Adhered Lightweight Concrete Assemblies over Concrete Deck (New or Existing)</b>						
System No.	LWIC	Base Insulation ( <a href="#">Note 7</a> )	Top Insulation/Cover Board	Membrane	Membrane Attachment	MDP (psf)
LC-A-2	Min. 350 psi Celcore MF with HS Rheology Admixture	Min. 0.5-inch ENRGY 3 adhered in OSFA or RSUA applied 12-inch o.c.	-	JM PVC FB	RSUA applied 4-inch o.c. or RSUA(S)	<b>-67.5 (Lim. 9)</b>
LC-A-3	Min. 250 psi Elastizell with Zell-Crete Fibers installed over DynaBase HW over ASTM D 41 primed concrete	-	-	JM PVC FB	RSUA applied 6-inch o.c. or RSUA(S)	<b>-75 (Lim. 9)</b>
LC-A-4	Min 340 psi Celcore MF with HS Rheology Admixture over deck treated with Celcore S-1	Min. 1.5-inch ENRGY 3 or Protector Foam adhered in RSUA applied 12-inch o.c.	-	JM PVC or JM PVC SD Plus	PVC MA (LowVOC), PVC WBMA or PVC ASSBA	<b>-77.5 (Lim. 9)</b>
LC-A-5	Min 340 psi Celcore MF with HS Rheology Admixture over deck treated with Celcore S-1	Min. 1.5-inch ENRGY 3 or Protector Foam adhered in RSUA applied 12-inch o.c.	-	JM PVC FB	RSUA applied 4-inch o.c. or RSUA(S)	<b>-77.5 (Lim. 9)</b>
LC-A-6	Min 340 psi Celcore MF with HS Rheology Admixture over deck treated with Celcore S-1	OPTIONAL Min. 1.5-inch ENRGY 3 or ENRGY 3 CGF adhered in RSUA applied 12-inch o.c.	SECUROCK adhered in RSUA applied 12-inch o.c.	JM PVC	PVC MA (LowVOC) or PVC ASSBA	<b>-77.5 (Lim. 9)</b>
LC-A-7	Min 340 psi Celcore MF with HS Rheology Admixture over deck treated with Celcore S-1	OPTIONAL Min. 1.5-inch ENRGY 3 or ENRGY 3 CGF adhered in RSUA applied 12-inch o.c.	SECUROCK adhered in RSUA applied 12-inch o.c.	JM PVC SD Plus	PVC MA (LowVOC) or PVC ASSBA	<b>-77.5 (Lim. 9)</b>
LC-A-8	Min 340 psi Celcore MF with HS Rheology Admixture over deck treated with Celcore S-1	OPTIONAL Min. 1.5-inch ENRGY 3 or ENRGY 3 CGF adhered in RSUA applied 12-inch o.c.	SECUROCK adhered in RSUA applied 12-inch o.c.	JM PVC FB	2-Part UIA-C(S)	<b>-77.5 (Lim. 9)</b>
LC-A-9	Min. 300 psi LWIC	Min. 1.5-inch ENRGY 3 adhered 2-Part UIA applied 12-inch o.c.	-	JM PVC or JM PVC SD Plus	PVC MA (LowVOC), PVC WBMA or PVC ASSBA	<b>-80 (Lim. 9)</b>
LC-A-10	Min. 300 psi LWIC	Min. 1.5-inch ENRGY 3 adhered 2-Part UIA applied 12-inch o.c.	-	JM PVC FB	PVC WBMA or ASBA	<b>-80 (Lim. 9)</b>
LC-A-11	Min. 300 psi LWIC	OPTIONAL Min. 1.5-inch ENRGY 3 or ENRGY 3 AGF adhered in 2-Part UIA applied 12-inch o.c.	SECUROCK adhered in 2-Part UIA applied 12-inch o.c.	JM PVC	PVC MA (LowVOC) or PVC ASSBA	<b>-80 (Lim. 9)</b>

**APPENDIX C – APPROVED ASSEMBLIES FOR JM PVC SINGLE-PLY MEMBRANES**

<b>Adhered Lightweight Concrete Assemblies over Concrete Deck (New or Existing)</b>						
System No.	LWIC	Base Insulation ( <a href="#">Note 7</a> )	Top Insulation/Cover Board	Membrane	Membrane Attachment	MDP (psf)
LC-A-12	Min. 300 psi LWIC	OPTIONAL Min. 1.5-inch ENRGY 3 or ENRGY 3 AGF adhered in 2-Part UIA applied 12-inch o.c.	SECUROCK adhered in 2-Part UIA applied 12-inch o.c.	JM PVC SD Plus	PVC MA (LowVOC) or PVC ASSBA	<b>-80 (Lim. 9)</b>
LC-A-13	Min. 250 psi Elastizell with Zell-Crete Fibers installed over DynaBase HW over ASTM D 41 primed concrete	-	-	JM PVC FB	RSUA applied 12-inch o.c.	<b>-85 (Lim. 9)</b>
LC-A-14	Min. 330 psi LWIC	-	-	JM PVC FB	PVC WBMA	<b>-90 (Lim. 9)</b>
LC-A-15	Min. 350 psi Celcore MF with HS Rheology Admixture	OPTIONAL Min. 0.5-inch ENRGY 3 adhered in OSFA applied 12-inch o.c.	ProtectoR HD adhered in OSFA applied 12-inch o.c.	JM PVC FB	PVC MA (LowVOC) or PVC WBMA	<b>-90 (Lim. 9)</b>
LC-A-16	Min. 350 psi Celcore MF with HS Rheology Admixture	OPTIONAL Min. 0.5-inch ENRGY 3 adhered in OSFA applied 12-inch o.c.	SeparatoR CGF adhered in OSFA applied 12-inch o.c.	JM PVC FB	PVC WBMA, RSUA applied 4-inch o.c., 2-Part UIA-C(S), or ASTM D 312, Type IV	<b>-90 (Lim. 9)</b>
LC-A-17	Min. 350 psi Celcore MF with HS Rheology Admixture	OPTIONAL Min. 0.5-inch ENRGY 3 adhered in OSFA applied 12-inch o.c.	DensDeck Prime adhered in OSFA applied 12-inch o.c.	JM PVC FB	PVC WBMA	<b>-90 (Lim. 9)</b>
LC-A-18	Min. 350 psi Celcore MF with HS Rheology Admixture	OPTIONAL Min. 0.5-inch ENRGY 3 adhered in OSFA applied 12-inch o.c.	DEXcell FA adhered in OSFA applied 12-inch o.c.	JM PVC FB	PVC WBMA or RSUA applied 4-inch o.c.	<b>-90 (Lim. 9)</b>
LC-A-19	Min. 350 psi Celcore MF with HS Rheology Admixture	OPTIONAL Min. 0.5-inch ENRGY 3 adhered in OSFA applied 12-inch o.c.	SECUROCK adhered in OSFA applied 12-inch o.c.	JM PVC FB	PVC WBMA	<b>-90 (Lim. 9)</b>
LC-A-20	Min. 383.5 psi Celcore MF with HS Rheology Admixture installed over OPTIONAL JM Vapor Barrier SA, DynaBase HW, DynaWeld 180 S over ASTM D 41 primed concrete	-	-	JM PVC FB	RSUA(S), PVC WBMA or RSUA applied 6-inch o.c.	<b>-92.5 (Lim. 9)</b>
LC-A-21	Min. 383.5 psi Celcore MF with HS Rheology Admixture installed over OPTIONAL JM Vapor Barrier SA, DynaBase HW, DynaWeld 180 S over ASTM D 41 primed concrete	-	-	JM PVC FB	RSUA(S), PVC WBMA or RSUA applied 12-inch o.c.	<b>-102.5 (Lim. 9)</b>



**APPENDIX C – APPROVED ASSEMBLIES FOR JM PVC SINGLE-PLY MEMBRANES**

Adhered Lightweight Concrete Assemblies over <i>Concrete Deck</i> (New or Existing)						
System No.	LWIC	Base Insulation ( <a href="#">Note 7</a> )	Top Insulation/Cover Board	Membrane	Membrane Attachment	MDP (psf)
LC-A-22	Min. 350 psi Celcore MF with HS Rheology Admixture	OPTIONAL Min. 0.5-inch ENRGY 3 adhered in <i>RSUA</i> applied 12-inch o.c.	ProtectoR HD adhered in <i>RSUA</i> applied 12-inch o.c.	<i>JM PVC FB</i>	<i>PVC MA (LowVOC)</i>	<b>-105 (Lim. 9)</b>
LC-A-23	Min. 160 psi Elastizell	OPTIONAL Min. 1.5-inch E3 adhered in <i>UIA</i> applied 6-inch o.c. or 2-Part <i>UIA</i> applied 12-inch o.c.	<i>JM Invinsa</i> or ProtectoR HD adhered in <i>UIA</i> applied 12-inch o.c.	<i>JM PVC</i>	<i>PVC MA (LowVOC)</i> applied at 0.83 gal/100ft <sup>2</sup> or <i>PVC WBMA</i>	<b>-112.5 (Lim. 9)</b>
LC-A-24	Min. 160 psi Elastizell	OPTIONAL Min. 1.5-inch E3 adhered in <i>UIA</i> applied 6-inch o.c. or 2-Part <i>UIA</i> applied 12-inch o.c.	ProtectoR HD adhered in <i>UIA</i> applied 12-inch o.c.	<i>JM PVC</i> or <i>JM PVC SD Plus</i>	<i>PVC ASSBA</i>	<b>-112.5 (Lim. 9)</b>
LC-A-25	Min. 160 psi Elastizell	OPTIONAL Min. 1.5-inch E3 adhered in <i>UIA</i> applied 6-inch o.c. or 2-Part <i>UIA</i> applied 12-inch o.c.	<i>JM Invinsa</i> or ProtectoR HD adhered in <i>UIA</i> applied 12-inch o.c.	<i>JM PVC SD Plus</i>	<i>PVC MA (LowVOC)</i> applied at 0.83 gal/100ft <sup>2</sup> or <i>PVC WBMA</i>	<b>-112.5 (Lim. 9)</b>
LC-A-26	Min. 350 psi Celcore MF with HS Rheology Admixture	OPTIONAL Min. 0.5-inch ENRGY 3 adhered in <i>RSUA</i> applied 12-inch o.c.	SeparatoR CGF adhered in <i>RSUA</i> applied 12-inch o.c.	<i>JM PVC FB</i>	<i>RSUA(S)</i> , <i>RSUA</i> applied 4-inch o.c. or 2-Part <i>UIA-C(S)</i>	<b>-112.5 (Lim. 9)</b>
LC-A-27	Min. 250 psi Elastizell with Zell-Crete Fibers	-	-	<i>JM PVC FB</i>	<i>RSUA(S)</i> , or <i>RSUA</i> applied 12-inch o.c.	<b>-117.5 (Lim. 9)</b>
LC-A-28	Min. 310 psi Elastizell with Zell-Crete Fibers	Min. 1.5-inch ENRGY 3 or ProtectoR Foam adhered in 2-Part <i>UIA</i> applied 12-inch o.c.	-	<i>JM PVC</i> or <i>JM PVC SD Plus</i>	<i>PVC MA (LowVOC)</i> , <i>PVC WBMA</i> , or <i>PVC ASSBA</i>	<b>-127.5 (Lim. 9)</b>
LC-A-29	Min. 310 psi Elastizell with Zell-Crete Fibers	OPTIONAL Min. 1.5-inch ENRGY 3 or ENRGY 3 AGF adhered in 2-Part <i>UIA</i> applied 12-inch o.c.	<i>SECUROCK</i> adhered in 2-Part <i>UIA</i> applied 12-inch o.c.	<i>JM PVC</i> or <i>JM PVC SD Plus</i>	<i>PVC MA (LowVOC)</i> or <i>PVC ASSBA</i>	<b>-130 (Lim. 9)</b>
LC-A-30	Min. 310 psi Elastizell with Zell-Crete Fibers	OPTIONAL Min. 1.5-inch ENRGY 3 or ENRGY 3 AGF adhered in 2-Part <i>UIA</i> applied 12-inch o.c.	<i>SECUROCK</i> adhered in 2-Part <i>UIA</i> applied 12-inch o.c.	<i>JM PVC FB</i>	2-Part <i>UIA-C(S)</i>	<b>-130 (Lim. 9)</b>

**APPENDIX C – APPROVED ASSEMBLIES FOR JM PVC SINGLE-PLY MEMBRANES**

Adhered Lightweight Concrete Assemblies over <i>Concrete Deck</i> (New or Existing)						
System No.	LWIC	Base Insulation ( <a href="#">Note 7</a> )	Top Insulation/Cover Board	Membrane	Membrane Attachment	MDP (psf)
LC-A-31	Min. 400 psi Celcore MF with HS Rheology Admixture with DynaBase PR adhered in DynaSet 1k applied 12-inch o.c.	OPTIONAL Min. 0.5-inch ENRGY 3 adhered in RSUA applied 12-inch o.c.	ProtectoR HD or DensDeck Prime adhered in RSUA applied 12-inch o.c.	JM PVC FB	PVC WBMA	-142.5 (Lim. 9)
LC-A-32	Min. 350 psi Celcore MF with HS Rheology Admixture	OPTIONAL Min. 0.5-inch ENRGY 3 adhered in RSUA applied 12-inch o.c.	ProtectoR HD or DensDeck Prime adhered in RSUA applied 12-inch o.c.	JM PVC FB	PVC WBMA	-142.5 (Lim. 9)
LC-A-33	Min. 400 psi Celcore MF with HS Rheology Admixture with DynaBase PR adhered in DynaSet 1k applied 12-inch o.c.	OPTIONAL Min. 0.5-inch ENRGY 3 adhered in RSUA applied 12-inch o.c.	DEXcell FA adhered in RSUA applied 12-inch o.c.	JM PVC FB	RSUA(S) or RSUA applied 4-inch o.c.	-142.5 (Lim. 9)
LC-A-34	Min. 350 psi Celcore MF with HS Rheology Admixture	OPTIONAL Min. 0.5-inch ENRGY 3 adhered in RSUA applied 12-inch o.c.	DEXcell FA adhered in RSUA applied 12-inch o.c.	JM PVC FB	RSUA(S) or RSUA applied 4-inch o.c.	-142.5 (Lim. 9)
LC-A-35	Min. 375 psi Concrecel	-	-	JM PVC FB	RSUA(S) or RSUA applied 12-inch o.c.	-147.5 (Lim. 9)
LC-A-36	Min. 400 psi Celcore MF with HS Rheology Admixture with DynaBase PR adhered in DynaSet 1k applied 12-inch o.c.	OPTIONAL Min. 0.5-inch ENRGY 3 adhered in RSUA applied 12-inch o.c.	SeparatoR CGF adhered in RSUA applied 12-inch o.c.	JM PVC FB	PVC WBMA	-150 (Lim. 9)
LC-A-37	Min. 350 psi Celcore MF with HS Rheology Admixture	OPTIONAL Min. 0.5-inch ENRGY 3 adhered in RSUA applied 12-inch o.c.	SeparatoR CGF adhered in RSUA applied 12-inch o.c.	JM PVC FB	PVC WBMA	-150 (Lim. 9)
LC-A-38	Min. 400 psi Celcore MF with HS Rheology Admixture with DynaBase PR adhered in DynaSet 1k applied 12-inch o.c.	-	-	JM PVC FB	2-Part UIA-C(S)	-157.5 (Lim. 9)
LC-A-39	Min. 475 psi Celcore MF with HS Rheology Admixture installed over OPTIONAL DynaBase HW or DynaWeld 180 S	-	-	JM PVC FB	RSUA(S), PVC WBMA or RSUA applied 12-inch o.c.	-167.5 (Lim. 9)
LC-A-40	Min. 375 psi Concrecel	-	-	JM PVC FB	RSUA(S) or RSUA applied 6-inch o.c.	-172.5 (Lim. 9)
LC-A-41	Min. 550 psi Elastizell with Zell-Fibers	-	-	JM PVC FB	RSUA(S) or RSUA applied 12-inch o.c.	-177.5 (Lim. 9)
LC-A-42	Min. 400 psi Celcore MF with HS Rheology Admixture with DynaBase PR adhered in DynaSet 1k applied 12-inch o.c.	OPTIONAL Min. 0.5-inch ENRGY 3 adhered in RSUA applied 12-inch o.c.	SECUROCK adhered in RSUA applied 12-inch o.c.	JM PVC FB	PVC WBMA	-187.5 (Lim. 9)

**APPENDIX C – APPROVED ASSEMBLIES FOR JM PVC SINGLE-PLY MEMBRANES**

Adhered Lightweight Concrete Assemblies over <i>Concrete Deck (New or Existing)</i>						
System No.	LWIC	Base Insulation ( <a href="#">Note 7</a> )	Top Insulation/Cover Board	Membrane	Membrane Attachment	MDP (psf)
LC-A-43	Min. 350 psi Celcore MF with HS Rheology Admixture	OPTIONAL Min. 0.5-inch ENRGY 3 adhered in <i>RSUA</i> applied 12-inch o.c.	<i>SECUROCK</i> adhered in <i>RSUA</i> applied 12-inch o.c.	<i>JM PVC FB</i>	<i>PVC WBMA</i>	<b>-187.5 (Lim. 9)</b>
LC-A-44	Min. 300 psi Celcore MF with HS Rheology Admixture installed over torch adhered DynaWeld 180 S	-	-	<i>JM PVC SD Plus</i>	<i>PVC MA (LowVOC)</i>	<b>-202.5 (Lim. 9)</b>
LC-A-45	Min. 300 psi Celcore MF with HS Rheology Admixture installed over torch adhered DynaWeld 180 S	-	-	<i>JM PVC FB</i> (Min. 60-mil)	<i>RSUA(S), PVC WBMA</i> or <i>RSUA</i> applied 4-inch o.c.	<b>-202.5 (Lim. 9)</b>
LC-A-46	Min. 400 psi Celcore MF with HS Rheology Admixture	-	-	<i>JM PVC FB</i>	<i>2-Part UIA-C(S)</i>	<b>-210 (Lim. 9)</b>
LC-A-47	Min. 350 psi Celcore MF with HS Rheology Admixture	OPTIONAL Min. 0.5-inch ENRGY 3 adhered in <i>RSUA</i> applied 12-inch o.c.	SeparatoR CGF adhered in <i>RSUA</i> applied 12-inch o.c.	<i>JM PVC FB</i>	ASTM D 312, Type IV	<b>-240 (Lim. 9)</b>
LC-A-48	Min. 550 psi Elastizell with Zell-Fibers	-	-	<i>JM PVC FB</i>	<i>RSUA(S)</i> or <i>RSUA</i> applied 6-inch o.c.	<b>-225 (Lim. 9)</b>
LC-A-49	Min. 360 psi Celcore MF with HS Rheology Admixture	-	-	<i>JM PVC SD Plus</i>	<i>PVC MA (LowVOC)</i>	<b>-222.5 (Lim. 9)</b>
LC-A-50	Min. 360 psi Celcore MF with HS Rheology Admixture	-	-	<i>JM PVC FB</i> (Min. 60-mil)	<i>RSUA(S), PVC WBMA</i> or <i>RSUA</i> applied 4-inch o.c.	<b>-222.5 (Lim. 9)</b>
LC-A-51	Min. 350 psi Celcore MF with HS Rheology Admixture	OPTIONAL Min. 0.5-inch ENRGY 3 adhered in <i>RSUA</i> applied 12-inch o.c.	<i>DEXcell FA</i> adhered in <i>RSUA</i> applied 12-inch o.c.	<i>JM PVC FB</i>	<i>PVC WBMA</i>	<b>-240 (Lim. 9)</b>
LC-A-52	Min. 475 psi Celcore MF with HS Rheology Admixture installed over OPTIONAL DynaBase HW	-	-	<i>JM PVC FB</i>	<i>RSUA(S)</i> or <i>RSUA</i> applied 4-inch o.c.	<b>-257.5 (Lim. 9)</b>
LC-A-53	Min. 383.5 psi Celcore MF with HS Rheology Admixture (No EPS Board) installed over DynaBase HW over ASTM D 41 primed concrete	-	-	<i>JM PVC FB</i>	<i>RSUA(S)</i> or <i>RSUA</i> applied 6-inch o.c.	<b>-262.5 (Lim. 9)</b>
LC-A-54	Min. 250 Elastizell with Zell-Crete Fibers (no EPS Board)	-	-	<i>JM PVC FB</i>	<i>RSUA(S)</i> or <i>RSUA</i> applied 6-inch o.c.	<b>-290 (Lim. 9)</b>
LC-A-55	Min. 300 psi Celcore MF with HS Rheology Admixture installed over torch adhered DynaWeld Cap 180 FR treated with Celcore S-1	-	-	<i>JM PVC SD Plus</i>	<i>PVC MA (LowVOC)</i>	<b>-305 (Lim. 9)</b>

**APPENDIX C – APPROVED ASSEMBLIES FOR JM PVC SINGLE-PLY MEMBRANES**

<b>Adhered Lightweight Concrete Assemblies over Concrete Deck (New or Existing)</b>						
System No.	LWIC	Base Insulation ( <a href="#">Note 7</a> )	Top Insulation/Cover Board	Membrane	Membrane Attachment	MDP (psf)
LC-A-56	Min. 300 psi Celcore MF with HS Rheology Admixture installed over torch adhered DynaWeld Cap 180 FR treated with Celcore S-1	-	-	JM PVC FB (Min. 60-mil)	RSUA(S), PVC WBMA or RSUA applied 4-inch o.c.	<b>-305 (Lim. 9)</b>
LC-A-57	Min. 375 psi Concrecel	-	-	JM PVC FB	MBR Low VOC Membrane Adhesive	<b>-342.5 (Lim. 9)</b>
LC-A-58	Min. 290 psi Celcore MF with HS Rheology Admixture	-	-	JM PVC FB	RSUA(S), 2-Part UIA-C(B) or RSUA applied 12-inch o.c.	<b>-345 (Lim. 9)</b>
LC-A-59	Min. 370 psi Concrecel (No EPS Board)	-	-	JM PVC FB	RSUA(S) or RSUA applied 12-inch o.c.	<b>-375 (Lim. 9)</b>
LC-A-60	Min. 250 psi Elastizell with Zell-Crete Fibers (no EPS Board)	-	-	JM PVC FB	RSUA(S) or RSUA applied 4-inch o.c.	<b>-390 (Lim. 9)</b>
LC-A-61	Min. 383.5 psi Celcore MF with HS Rheology Admixture (no EPS board) installed over ASTM D 41 primed concrete	-	-	JM PVC FB	RSUA(S) or RSUA applied 12-inch o.c.	<b>-417.5 (Lim. 9)</b>
LC-A-62	Min. 370 psi Concrecel (No EPS board)	-	-	JM PVC FB	RSUA(S) or RSUA applied 6-inch o.c.	<b>-480 (Lim. 9)</b>
LC-A-63	Min. 383.5 psi Celcore MF with HS Rheology Admixture (No EPS Board)	-	-	JM PVC FB	RSUA(S) or RSUA applied 6-inch o.c.	<b>-502.5 (Lim. 9)</b>
LC-A-64	Min. 290 psi Celcore MF with HS Rheology Admixture	-	-	JM PVC or JM PVC SD Plus	PVC MA (LowVOC)	<b>-502.5 (Lim. 9)</b>
LC-A-65	Min. 290 psi Celcore MF with HS Rheology Admixture	-	-	JM PVC FB	ASBA, 2-Part UIA-C(S) or PVC WBMA	<b>-502.5 (Lim. 9)</b>
LC-A-66	Min. 300psi Concrecel	-	-	JM PVC or JM PVC SD Plus	PVC MA (LowVOC)	<b>-502.5 (Lim. 9)</b>
LC-A-67	Min. 300psi Concrecel	-	-	JM PVC FB	ASBA, RSUA(S), 2-Part UIA(S) or PVC WBMA	<b>-502.5 (Lim. 9)</b>

<b>Lightweight Concrete Assemblies with Adhered Membranes over Concrete Deck (New or Existing)</b>						
System No.	LWIC	Base Sheet	Insulation	Cover Board	Membrane	MDP (psf)
LC-AM-1	Min. 200 psi Elastizell with Zell-Crete Fibers	PermaPly 28 secured with min. 1.7-inch LWC CR Base Sheet Fasteners secured 9-inch o.c. at the lap and 9-inch o.c. in two (2) equally spaced staggered rows in the field			JM PVC FB fully adhered in ASTM D 312 hot asphalt	<b>-45 (Lim. 7)</b>

**APPENDIX C – APPROVED ASSEMBLIES FOR JM PVC SINGLE-PLY MEMBRANES**

Lightweight Concrete Assemblies with Adhered Membranes over <i>Concrete Deck (New or Existing)</i>						
System No.	LWIC	Base Sheet	Insulation	Cover Board	Membrane	MDP (psf)
LC-AM-2	Min. 350 psi Celcore MF with HS Rheology Admixture	DynaBase, DynaLastic 180 S, GlasBase Plus, or Ventsulation Felt secured with Min. 1.7-inch LWC CR Base Sheet Fasteners secured 7-inch o.c. at the 3-inch lap and 7-inch o.c. in two (2) equally spaced staggered rows in the field	Min. 0.5-inch ENRGY 3 or ENRGY 3 CGF adhered in 2-Part UIA applied 12-inch o.c.	Min. 0.5-inch <i>DEXcell FA</i> adhered in <i>RSUA</i> applied 6-inch o.c.	<i>JM PVC FB</i> adhered in adhered in <i>RSUA</i> applied 6-inch o.c. or <i>RSUA(S)</i>	<b>-45 (Lim. 7)</b>
LC-AM-3	Min. 350 psi Celcore MF with HS Rheology Admixture	DynaBase, DynaLastic 180 S, GlasBase Plus, or Ventsulation Felt secured with Min. 1.7-inch LWC CR Base Sheet Fasteners secured 7-inch o.c. at the 3-inch lap and 7-inch o.c. in two (2) equally spaced staggered rows in the field	Min. 0.5-inch ENRGY 3 or ENRGY 3 CGF adhered in 2-Part UIA applied 12-inch o.c.	ProtectoR HD, SeparatoR CGF, or <i>SECUROCK</i> adhered in 2-Part UIA applied 12-inch o.c.	<i>JM PVC FB</i> adhered in adhered in <i>RSUA</i> applied 4-inch o.c. or <i>RSUA(S)</i>	<b>-45 (Lim. 7)</b>
LC-AM-4	Min. 350 psi Celcore MF with HS Rheology Admixture	DynaBase, DynaLastic 180 S, GlasBase Plus, or Ventsulation Felt secured with Min. 1.7-inch LWC CR Base Sheet Fasteners secured 7-inch o.c. at the 3-inch lap and 7-inch o.c. in two (2) equally spaced staggered rows in the field	Min. 0.5-inch ENRGY 3 or ENRGY 3 CGF adhered in 2-Part UIA applied 12-inch o.c.	<i>DEXcell FA</i> or <i>SECUROCK</i> adhered in 2-Part UIA applied 12-inch o.c.	<i>JM PVC FB</i> fully adhered in ASTM D 312 hot asphalt	<b>-45 (Lim. 7)</b>
LC-AM-5	Min. 350 psi Celcore MF with HS Rheology Admixture	DynaBase, DynaLastic 180 S, GlasBase Plus, or Ventsulation Felt secured with Min. 1.7-inch LWC CR Base Sheet Fasteners secured 7-inch o.c. at the 3-inch lap and 7-inch o.c. in two (2) equally spaced staggered rows in the field	Min. 0.5-inch ENRGY 3 or ENRGY 3 CGF adhered in 2-Part UIA applied 12-inch o.c.	ProtectoR HD or SeparatoR CGF adhered in <i>OSFA</i> , <i>RSUA</i> , or 2-Part UIA applied 12-inch o.c.	<i>JM PVC FB</i> fully adhered in <i>PVC WBMA</i> or 2-Part UIA-C(S)	<b>-45 (Lim. 7)</b>
LC-AM-6	Min. 350 psi Celcore MF with HS Rheology Admixture	DynaBase, DynaLastic 180 S, GlasBase Plus, or Ventsulation Felt secured with Min. 1.7-inch LWC CR Base Sheet Fasteners secured 7-inch o.c. at the 3-inch lap and 7-inch o.c. in two (2) equally spaced staggered rows in the field	Min. 0.5-inch ENRGY 3 or ENRGY 3 CGF adhered in 2-Part UIA applied 12-inch o.c.	<i>DEXcell FA</i> or <i>SECUROCK</i> adhered in 2-Part UIA applied 12-inch o.c.	<i>JM PVC FB</i> fully adhered in 2-Part UIA-C(S)	<b>-45 (Lim. 7)</b>
LC-AM-7	Min. 350 psi Celcore MF with HS Rheology Admixture	DynaBase, DynaLastic 180 S, GlasBase Plus, or Ventsulation Felt secured with Min. 1.7-inch LWC CR Base Sheet Fasteners secured 7-inch o.c. at the 3-inch lap and 7-inch o.c. in two (2) equally spaced staggered rows in the field	Min. 0.5-inch ENRGY 3 or ENRGY 3 CGF adhered in 2-Part UIA applied 12-inch o.c.	<i>DensDeck Prime</i> or <i>SECUROCK</i> adhered in <i>OSFA</i> , <i>RSUA</i> , or 2-Part UIA applied 12-inch o.c.	<i>JM PVC FB</i> fully adhered in <i>PVC WBMA</i> or <i>ASBA</i>	<b>-45 (Lim. 7)</b>

**APPENDIX C – APPROVED ASSEMBLIES FOR JM PVC SINGLE-PLY MEMBRANES**

Lightweight Concrete Assemblies with Adhered Membranes over <i>Concrete Deck (New or Existing)</i>						
System No.	LWIC	Base Sheet	Insulation	Cover Board	Membrane	MDP (psf)
LC-AM-8	Min. 340psi Celcore MF with HS Rheology Admixture over deck treated with Celcore S-1; or Existing LWIC with MCRF = 73lbf using min. 1.8-inch Trufast Twin Loc-Nail	PermaPly 28 secured with min. 1.8-inch Trufast Twin Loc-Nails secured 6-inch o.c. at the 4-inch side laps and 6-inch o.c. in two (2) equally spaced rows in the field	-	Min. 0.5-inch <i>DensDeck Prime</i> or <i>SECUROCK</i> adhered in <i>RSUA</i> applied over fasteners rows (approx. 10.7-inch o.c.)	<i>JM PVC</i> or <i>JM PVC SD Plus</i> adhered in <i>PVC MA (LowVOC)</i> or <i>PVC ASSBA</i>	<b>-82.5 (Lim. 7)</b>
LC-AM-9	Min. 340psi Celcore MF with HS Rheology Admixture over deck treated with Celcore S-1; or Existing LWIC with MCRF = 73lbf using min. 1.8-inch Trufast Twin Loc-Nail	PermaPly 28 secured with min. 1.8-inch Trufast Twin Loc-Nails secured 6-inch o.c. at the 4-inch side laps and 6-inch o.c. in two (2) equally spaced rows in the field	-	Min. 0.5-inch <i>DensDeck Prime</i> or <i>SECUROCK</i> adhered in <i>RSUA</i> applied over fasteners rows (approx. 10.7-inch o.c.)	<i>JM PVC FB</i> adhered in <i>2-Part UIA(S)</i>	<b>-82.5 (Lim. 7)</b>

Mechanically Attached Lightweight Concrete Assemblies over <i>Concrete Deck (New, Existing, or Recover)</i>						
System No.	LWIC	Insulation/Cover Board	Insulation/Cover Board Attachment	Membrane	Membrane Attachment	MDP (psf)
LC-M-1	Min. 475 psi Celcore MF with HS Rheology	-	-	<i>JM PVC FB/ DynaFast</i>	1.8" Twin Loc-Nail without integrated plate fastened 6-inch o.c. along Straight Line Batten Bar within min. 4-inch heat welded side laps and in one intermediate row centered between side laps	<b>-60 (Lim. 9)</b>
LC-M-2	Min. 350 psi Celcore MF with HS Rheology Admixture over deck treated with Celcore S-1	-	-	<i>JM PVC FB/ DynaFast</i>	(4) 2.25" VERSA-FAST Fasteners installed in each VERSA-FAST Metal Plate; Plates spaced 10-inch o.c. within the 5-inch wide, torched adhered side laps	<b>-67.5 (Lim. 9)</b>
LC-M-3	Min. 430psi Concrecel	-	-	<i>JM PVC</i>	JM Polymer Membrane Batten spaced 36-inch o.c. and fastened with 2.25-inch VERSA-FAST Fasteners spaced 3-inch o.c.; Battens covered with JM PVC Detail Strip welded to membrane along each edge	<b>-67.5 (Lim. 7)</b>

Adhered Lightweight Concrete Assemblies over <i>Steel Deck (New or Existing)</i>							
System No.	Deck Detail	LWIC	Base Insulation <a href="#">(Note 7)</a>	Top Insulation/Cover Board	Membrane	Membrane Attachment	MDP (psf)
LS-A-1	G33, P, L5, S15	Min. 475 psi Celcore MF with HS Rheology	-	-	<i>JM PVC FB</i>	<i>RSUA(S)</i> or <i>RSUA</i> applied 12-inch o.c.	<b>-60 (Lim. 9)</b>

**APPENDIX C – APPROVED ASSEMBLIES FOR JM PVC SINGLE-PLY MEMBRANES**

Adhered Lightweight Concrete Assemblies over Steel Deck (New or Existing)							
System No.	Deck Detail	LWIC	Base Insulation (Note 7)	Top Insulation/Cover Board	Membrane	Membrane Attachment	MDP (psf)
LS-A-2	G80, P, L5, S15	Min. 383.5 psi Celcore MF with HS Rheology Admixture	-	-	JM PVC FB	RSUA(S) or RSUA applied 12-inch o.c.	-75 (Lim. 9)
LS-A-3	G80, P, L5, S15	Min. 383.5 psi Celcore MF with HS Rheology Admixture	-	-	JM PVC FB	RSUA(S) or RSUA applied 6-inch o.c.	-75 (Lim. 9)
LS-A-4	G33	Min 340 psi Celcore MF with HS Rheology Admixture over deck treated with Celcore S-1	Min. 1.5-inch ENRGY 3 or ProtectoR Foam adhered in RSUA applied 12-inch o.c.	-	JM PVC or JM PVC SD Plus	PVC MA (LowVOC), PVC WBMA, or PVC ASSBA	-77.5 (Lim. 9)
LS-A-5	G33	Min 340 psi Celcore MF with HS Rheology Admixture over deck treated with Celcore S-1	Min. 1.5-inch ENRGY 3 or ProtectoR Foam adhered in RSUA applied 12-inch o.c.	-	JM PVC FB	RSUA(S), RSUA applied 4-inch o.c. or PVC WBMA	-77.5 (Lim. 9)
LS-A-6	G33	Min 340 psi Celcore MF with HS Rheology Admixture over deck treated with Celcore S-1	Min. 1.5-inch ENRGY 3 adhered in RSUA applied 12-inch o.c.	-	JM PVC FB	ASBA	-77.5 (Lim. 9)
LS-A-7	G33	Min 340 psi Celcore MF with HS Rheology Admixture over deck treated with Celcore S-1	OPTIONAL Min. 1.5-inch ENRGY 3 or ENRGY 3 CGF adhered in RSUA applied 12-inch o.c.	SECUROCK adhered in RSUA applied 12-inch o.c.	JM PVC	PVC MA (LowVOC) or PVC ASSBA	-77.5 (Lim. 9)
LS-A-8	G33	Min 340 psi Celcore MF with HS Rheology Admixture over deck treated with Celcore S-1	OPTIONAL Min. 1.5-inch ENRGY 3 or ENRGY 3 CGF adhered in RSUA applied 12-inch o.c.	SECUROCK adhered in RSUA applied 12-inch o.c.	JM PVC SD Plus	PVC MA (LowVOC) or PVC ASSBA	-77.5 (Lim. 9)
LS-A-9	G33	Min. 300 psi LWIC	Min. 1.5-inch ENRGY 3 or ProtectoR Foam adhered in 2-Part UIA applied 12-inch o.c.	-	JM PVC or JM PVC SD Plus	PVC MA (LowVOC), PVC WBMA, or PVC ASSBA	-80 (Lim. 9)
LS-A-10	G33	Min. 300 psi LWIC	Min. 1.5-inch ENRGY 3 or ProtectoR Foam adhered in 2-Part UIA applied 12-inch o.c.	-	JM PVC FB	PVC WBMA	-80 (Lim. 9)
LS-A-11	G33	Min. 300 psi LWIC	Min. 1.5-inch ENRGY 3 adhered 2-Part UIA applied 12-inch o.c.	-	JM PVC FB	ASBA	-80 (Lim. 9)
LS-A-12	G33	Min. 300 psi LWIC	OPTIONAL Min. 1.5-inch ENRGY 3 or ENRGY 3 AGF adhered in 2-Part UIA applied 12-inch o.c.	SECUROCK adhered in 2-Part UIA applied 12-inch o.c.	JM PVC	PVC MA (LowVOC) or PVC ASSBA	-80 (Lim. 9)

**APPENDIX C – APPROVED ASSEMBLIES FOR JM PVC SINGLE-PLY MEMBRANES**

<b>Adhered Lightweight Concrete Assemblies over Steel Deck (New or Existing)</b>							
System No.	Deck Detail	LWIC	Base Insulation (Note 7)	Top Insulation/Cover Board	Membrane	Membrane Attachment	MDP (psf)
LS-A-13	G33	Min. 300 psi LWIC	OPTIONAL Min. 1.5-inch ENRGY 3 or ENRGY 3 AGF adhered in 2-Part UIA applied 12-inch o.c.	SECUROCK adhered in 2-Part UIA applied 12-inch o.c.	JM PVC SD Plus	PVC MA (LowVOC) or PVC ASSBA	-80 (Lim. 9)
LS-A-14	G33, P, L6, S24	Min. 290 psi Celcore MF with HS Rheology Admixture over deck treated with Celcore S-1	-	-	JM PVC FB	2-Part UIA-C(S), PVC WBMA, or ASBA	-90 (Lim. 9)
LS-A-15	G33, P, L6, S24	Min. 290 psi Celcore MF with HS Rheology Admixture over deck treated with Celcore S-1	-	-	JM PVC or JM PVC SD Plus	PVC MA (LowVOC) or PVC ASSBA	-90 (Lim. 9)
LS-A-16	G80, P, L5, S12	Min. 370 psi Concrecel	-	-	JM PVC FB	RSUA(S) or RSUA applied 12-inch o.c.	-97.5 (Lim. 9)
LS-A-17	G80, P, L5, S15	Min. 250 psi Elastizell with Zell-Crete Fibers	-	-	JM PVC FB	RSUA(S) or RSUA applied 12-inch o.c.	-97.5 (Lim. 9)
LS-A-18	G80, P, L5, S15	Min. 250 psi Elastizell with Zell-Crete Fibers	-	-	JM PVC FB	RSUA(S) or RSUA applied 6-inch o.c.	-97.5 (Lim. 9)
LS-A-19	G33	Min. 310 psi Elastizell with Zell-Crete Fibers	Min. 1.5-inch ENRGY 3 or ProtectoR Foam adhered in 2-Part UIA applied 12-inch o.c.	-	JM PVC or JM PVC SD Plus	PVC MA (LowVOC), PVC WBMA, or PVC ASSBA	-127.5 (Lim. 9)
LS-A-20	G33	Min. 310 psi Elastizell with Zell-Crete Fibers	OPTIONAL Min. 1.5-inch ENRGY 3 or ENRGY 3 AGF adhered in 2-Part UIA applied 12-inch o.c.	SECUROCK adhered in 2-Part UIA applied 12-inch o.c.	JM PVC or JM PVC SD Plus	PVC MA (LowVOC) or PVC ASSBA	-130 (Lim. 9)
LS-A-21	G33	Min. 300psi Concrecel	-	-	JM PVC or JM PVC SD Plus	PVC MA (LowVOC)	-502.5 (Lim. 9)
LS-A-22	G33	Min. 300psi Concrecel	-	-	JM PVC FB	ASBA, RSUA(S), 2-Part UIA(S) or PVC WBMA	-502.5 (Lim. 9)

<b>Lightweight Concrete Assemblies with Adhered Membranes over Steel Deck (New or Existing)</b>							
System No.	Deck Detail	LWIC	Base Sheet	Insulation	Cover Board	Membrane	MDP (psf)
LS-AM-1	G33, P, L6, S18	Min. 200 psi Elastizell with Zell-Crete Fibers	PermaPly 28 secured with min. 1.7-inch LWC CR Base Sheet Fasteners secured 9-inch o.c. at the lap and 9-inch o.c. in two (2) equally spaced staggered rows in the field			JM PVC FB fully adhered in ASTM D 312 hot asphalt	-45 (Lim. 7)



**APPENDIX C – APPROVED ASSEMBLIES FOR JM PVC SINGLE-PLY MEMBRANES**

Lightweight Concrete Assemblies with Adhered Membranes over Steel Deck (New or Existing)							
System No.	Deck Detail	LWIC	Base Sheet	Insulation	Cover Board	Membrane	MDP (psf)
LS-AM-2	G33, P, L6, S24	Min. 350 psi Celcore MF with HS Rheology Admixture	DynaBase, DynaLastic 180 S, GlasBase Plus, or Ventsulation Felt secured with Min. 1.7-inch LWC CR Base Sheet Fasteners secured 7-inch o.c. at the 3-inch lap and 7-inch o.c. in two (2) equally spaced staggered rows in the field	Min. 0.5-inch ENRGY 3 or ENRGY 3 CGF adhered in 2-Part UIA applied 12-inch o.c.	Min. 0.5-inch DEXcell FA adhered in RSUA applied 6-inch o.c.	JM PVC FB adhered in adhered in RSUA applied 6-inch o.c. or RSUA(S)	-45 (Lim. 7)
LS-AM-3	G33, P, L6, S24	Min. 350 psi Celcore MF with HS Rheology Admixture	DynaBase, DynaLastic 180 S, GlasBase Plus, or Ventsulation Felt secured with Min. 1.7-inch LWC CR Base Sheet Fasteners secured 7-inch o.c. at the 3-inch lap and 7-inch o.c. in two (2) equally spaced staggered rows in the field	Min. 0.5-inch ENRGY 3 or ENRGY 3 CGF adhered in 2-Part UIA applied 12-inch o.c.	ProtectoR HD, SeparatoR CGF, or SECUROCK adhered in 2-Part UIA applied 12-inch o.c.	JM PVC FB adhered in adhered in RSUA applied 4-inch o.c. or RSUA(S)	-45 (Lim. 7)
LS-AM-4	G33, P, L6, S24	Min. 350 psi Celcore MF with HS Rheology Admixture	DynaBase, DynaLastic 180 S, GlasBase Plus, or Ventsulation Felt secured with Min. 1.7-inch LWC CR Base Sheet Fasteners secured 7-inch o.c. at the 3-inch lap and 7-inch o.c. in two (2) equally spaced staggered rows in the field	Min. 0.5-inch ENRGY 3 or ENRGY 3 CGF adhered in 2-Part UIA applied 12-inch o.c.	DEXcell FA or SECUROCK adhered in 2-Part UIA applied 12-inch o.c.	JM PVC FB fully adhered in ASTM D 312 hot asphalt	-45 (Lim. 7)
LS-AM-5	G33, P, L6, S24	Min. 350 psi Celcore MF with HS Rheology Admixture	DynaBase, DynaLastic 180 S, GlasBase Plus, or Ventsulation Felt secured with Min. 1.7-inch LWC CR Base Sheet Fasteners secured 7-inch o.c. at the 3-inch lap and 7-inch o.c. in two (2) equally spaced staggered rows in the field	Min. 0.5-inch ENRGY 3 or ENRGY 3 CGF adhered in 2-Part UIA applied 12-inch o.c.	ProtectoR HD or SeparatoR CGF adhered in OSFA, RSUA, or 2-Part UIA applied 12-inch o.c.	JM PVC FB fully adhered in PVC WBMA or 2-Part UIA-C(S)	-45 (Lim. 7)
LS-AM-6	G33, P, L6, S24	Min. 350 psi Celcore MF with HS Rheology Admixture	DynaBase, DynaLastic 180 S, GlasBase Plus, or Ventsulation Felt secured with Min. 1.7-inch LWC CR Base Sheet Fasteners secured 7-inch o.c. at the 3-inch lap and 7-inch o.c. in two (2) equally spaced staggered rows in the field	Min. 0.5-inch ENRGY 3 or ENRGY 3 CGF adhered in 2-Part UIA applied 12-inch o.c.	DEXcell FA or SECUROCK adhered in 2-Part UIA applied 12-inch o.c.	JM PVC FB fully adhered in 2-Part UIA-C(S)	-45 (Lim. 7)

**APPENDIX C – APPROVED ASSEMBLIES FOR JM PVC SINGLE-PLY MEMBRANES**

Lightweight Concrete Assemblies with Adhered Membranes over Steel Deck (New or Existing)							
System No.	Deck Detail	LWIC	Base Sheet	Insulation	Cover Board	Membrane	MDP (psf)
LS-AM-7	G33, P, L6, S24	Min. 350 psi Celcore MF with HS Rheology Admixture	DynaBase, DynaLastic 180 S, GlasBase Plus, or Ventsulation Felt secured with Min. 1.7-inch LWC CR Base Sheet Fasteners secured 7-inch o.c. at the 3-inch lap and 7-inch o.c. in two (2) equally spaced staggered rows in the field	Min. 0.5-inch ENRGY 3 or ENRGY 3 CGF adhered in 2-Part UIA applied 12-inch o.c.	DensDeck Prime or SECUROCK adhered in OSFA, RSUA, or 2-Part UIA applied 12-inch o.c.	JM PVC FB fully adhered in PVC WBMA or ASBA	-45 (Lim. 7)
LS-AM-8	G40, P, L6, S14	Min. 340psi Celcore MF with HS Rheology Admixture over deck treated with Celcore S-1; or Existing LWIC with MCRF = 73lbf using min. 1.8-inch Trufast Twin Loc-Nail	PermaPly 28 secured with min. 1.8-inch Trufast Twin Loc-Nails secured 6-inch o.c. at the 4-inch side laps and 6-inch o.c. in two (2) equally spaced rows in the field	-	Min. 0.5-inch DensDeck Prime or SECUROCK adhered in RSUA applied over fasteners rows (approx. 10.7-inch o.c.)	JM PVC or JM PVC SD Plus adhered in PVC MA (LowVOC) or PVC ASSBA	-82.5 (Lim. 7)
LS-AM-9	G40, P, L6, S14	Min. 340psi Celcore MF with HS Rheology Admixture over deck treated with Celcore S-1; or Existing LWIC with MCRF = 73lbf using min. 1.8-inch Trufast Twin Loc-Nail	PermaPly 28 secured with min. 1.8-inch Trufast Twin Loc-Nails secured 6-inch o.c. at the 4-inch side laps and 6-inch o.c. in two (2) equally spaced rows in the field	-	Min. 0.5-inch DensDeck Prime or SECUROCK adhered in RSUA applied over fasteners rows (approx. 10.7-inch o.c.)	JM PVC FB adhered in 2-Part UIA(S)	-82.5 (Lim. 7)

Mechanically Attached Lightweight Concrete Assemblies over Steel Deck (New, Existing, or Recover)							
System No.	Deck Detail	LWIC	Insulation/ Cover Board	Insulation/Cover Board Attachment	Membrane	Membrane Attachment	MDP (psf)
LS-M-1	G33, P, L5, S15	Min. 475 psi Celcore MF with HS Rheology Admixture	-	-	JM PVC FB/ DynaFast	1.8" Twin Loc-Nail without integrated plate fastened 6-inch o.c. along Straight Line Batten Bar within min. 4-inch heat welded side laps and in one intermediate row centered between side laps	-60 (Lim. 9)
LS-M-2	G33, P, L6, S18	Min. 350 psi Celcore MF with HS Rheology Admixture over deck treated with Celcore S-1	-	-	JM PVC FB/ DynaFast	Four (4) 2.25" VERSA-FAST Fasteners installed in each VERSA-FAST Metal Plate; Plates spaced 10-inch o.c. within the 5-inch wide, torched adhered side laps	-67.5 (Lim. 9)

**APPENDIX C – APPROVED ASSEMBLIES FOR JM PVC SINGLE-PLY MEMBRANES**

<b>Mechanically Attached Lightweight Concrete Assemblies over Steel Deck (New, Existing, or Recover)</b>							
System No.	Deck Detail	LWIC	Insulation/ Cover Board	Insulation/Cover Board Attachment	Membrane	Membrane Attachment	MDP (psf)
LS-M-3	G33, P, L6, S24	Min. 430psi Concrete	-	-	JM PVC	JM Polymer Membrane Batten spaced 36-inch o.c. and fastened with 2.25-inch VERSA-FAST Fasteners spaced 3-inch o.c.; Battens covered with JM PVC Detail Strip welded to membrane along each edge	<b>-67.5 (Lim. 7)</b>

<b>Adhered Recover Assemblies</b>							
System No.	Deck Detail	Base Insulation (Note 7)	Top Insulation	Membrane	Membrane Attachment	MDP (psf)	
R-A-1	BUR or Mod-Bit Roofing with mineral surfacing	-	-	JM PVC FB	RSUA applied 12-inch o.c. or RSUA(S)	<b>-45 (Lim. 9)</b>	
R-A-2	Smooth SBS Mod-Bit over Steel Deck, gypsum, cementitious panel, or treated wood	Min. 1.5-inch ENRGY 3 adhered in RSUA, 2-Part UIA or OSFA applied 12-inch o.c.	Min. 1-inch ENRGY 3, DensDeck Prime, Invinsa, ProtectoR, SeparatoR, SECUROCK adhered in RSUA, 2-Part UIA or OSFA applied 12-inch o.c.	JM PVC JM PVC SD Plus	PVC WBMA	<b>-45 (Lim. 9)</b>	
R-A-3	Smooth SBS Mod-Bit over Steel Deck, gypsum, cementitious panel, or treated wood	Min. 1.5-inch ENRGY 3 adhered in RSUA, 2-Part UIA or OSFA applied 12-inch o.c.	Min. 1-inch ENRGY 3, DensDeck Prime, DEXcell FA, ProtectoR, SeparatoR, SECUROCK adhered in RSUA, 2-Part UIA or OSFA applied 12-inch o.c.	JM PVC FB	PVC WBMA	<b>-45 (Lim. 9)</b>	
R-A-4	BUR or Granular Mod-Bit Roofing over Concrete Deck, Steel Deck, cementitious panel, or treated wood	OPTIONAL Min. 0.5-inch ENRGY 3 adhered in RSUA, 2-Part UIA, 2-Part UIA-C(B), or OSFA applied 12-inch o.c.	SeparatoR CGF or SeparatoR FR adhered in RSUA, 2-Part UIA, 2-Part UIA-C(B), or OSFA applied 12-inch o.c.	JM PVC or JM PVC SD Plus	PVC MA (LowVOC)	<b>-52.5 (Lim. 9)</b>	
R-A-5	Smooth SBS Mod-Bit over Concrete Deck	Min. 1.5-inch ENRGY 3 adhered in RSUA, 2-Part UIA or OSFA applied 12-inch o.c.	SECUROCK adhered in RSUA, 2-Part UIA or OSFA applied 12-inch o.c.	JM PVC JM PVC SD Plus	PVC WBMA	<b>-67.5 (Lim. 9)</b>	
R-A-6	BUR over Concrete Deck	Min. 1.5-inch E3 applied in 2-Part UIA spaced 12-inch o.c.	OPTIONAL JM Invinsa applied in 2-Part UIA spaced 12-inch o.c.	JM PVC or JM PVC SD Plus	PVC MA (LowVOC)	<b>-105 (Lim. 9)</b>	
R-A-7	BUR over Concrete Deck	Min. 1.5-inch E3 applied in 2-Part UIA spaced 12-inch o.c.	OPTIONAL JM Invinsa applied in 2-Part UIA spaced 12-inch o.c.	JM PVC FB	ASTM D 312 Type IV Asphalt	<b>-105 (Lim. 9)</b>	

**APPENDIX C – APPROVED ASSEMBLIES FOR JM PVC SINGLE-PLY MEMBRANES**

Adhered Recover Assemblies						
System No.	Deck Detail	Base Insulation (Note 7)	Top Insulation	Membrane	Membrane Attachment	MDP (psf)
R-A-8	BUR or Granular Mod-Bit Roofing over Concrete Deck	OPTIONAL Min. 0.5-inch ENRGY 3 adhered in RSUA, 2-Part UIA, 2-Part UIA-C(B), or OSFA applied 12-inch o.c.	SeparatoR CGF or SeparatoR FR adhered in RSUA, 2-Part UIA, 2-Part UIA-C(B), or OSFA applied 12-inch o.c.	JM PVC, JM PVC SD Plus or JM PVC FB	PVC WBMA	-105 (Lim. 9)
R-A-9	BUR or Granular Mod-Bit Roofing over Steel Deck, cementitious panel, or treated wood	OPTIONAL Min. 0.5-inch ENRGY 3 adhered in RSUA, 2-Part UIA, 2-Part UIA-C(B), or OSFA applied 12-inch o.c.	ProtectoR HD adhered in RSUA, 2-Part UIA, 2-Part UIA-C(B), or OSFA applied 12-inch o.c.	JM PVC FB	2-Part UIA-C(S) or PVC WBMA	-105 (Lim. 9)
R-A-10	BUR or Granular Mod-Bit Roofing over Steel Deck, cementitious panel, or treated wood	OPTIONAL Min. 0.5-inch ENRGY 3 adhered in RSUA, 2-Part UIA, 2-Part UIA-C(B), or OSFA applied 12-inch o.c.	ProtectoR HD adhered in RSUA, 2-Part UIA, 2-Part UIA-C(B), or OSFA applied 12-inch o.c.	JM PVC JM PVC SD Plus	PVC WBMA, PVC MA (LowVOC), or PVC ASSBA	-105 (Lim. 9)
R-A-11	BUR or Granular Mod-Bit Roofing over Steel Deck, cementitious panel, or treated wood	OPTIONAL Min. 0.5-inch ENRGY 3 adhered in RSUA, 2-Part UIA, 2-Part UIA-C(B), or OSFA applied 12-inch o.c.	SECUROCK or DensDeck Prime adhered in RSUA, 2-Part UIA, 2-Part UIA-C(B), or OSFA applied 12-inch o.c.	JM PVC FB	2-Part UIA-C(S) or ASTM D 312 Type IV Asphalt	-105 (Lim. 9)
R-A-12	BUR or Granular Mod-Bit Roofing over Steel Deck, cementitious panel, or treated wood	OPTIONAL Min. 0.5-inch ENRGY 3 adhered in RSUA, 2-Part UIA, 2-Part UIA-C(B), or OSFA applied 12-inch o.c.	DensDeck Prime adhered in RSUA, 2-Part UIA, 2-Part UIA-C(B), or OSFA applied 12-inch o.c.	JM PVC FB	PVC WBMA or ASBA	-105 (Lim. 9)
R-A-13	BUR or Granular Mod-Bit Roofing over Steel Deck, cementitious panel, or treated wood	OPTIONAL Min. 0.5-inch ENRGY 3 adhered in RSUA, 2-Part UIA, 2-Part UIA-C(B), or OSFA applied 12-inch o.c.	SECUROCK or DensDeck Prime adhered in RSUA, 2-Part UIA, 2-Part UIA-C(B), or OSFA applied 12-inch o.c.	JM PVC JM PVC SD Plus	PVC MA (LowVOC) or PVC ASSBA	-105 (Lim. 9)
R-A-14	BUR or Granular Mod-Bit Roofing over Steel Deck, cementitious panel, or treated wood	OPTIONAL Min. 0.5-inch ENRGY 3 adhered in RSUA, 2-Part UIA, 2-Part UIA-C(B), or OSFA applied 12-inch o.c.	DEXcell FA adhered in RSUA or OSFA applied 12-inch o.c.	JM PVC or JM PVC SD Plus	PVC MA (LowVOC)	-105 (Lim. 9)
R-A-15	BUR or Granular Mod-Bit Roofing over Steel Deck, cementitious panel, or treated wood	OPTIONAL Min. 0.5-inch ENRGY 3 adhered in RSUA, 2-Part UIA, 2-Part UIA-C(B), or OSFA applied 12-inch o.c.	DEXcell FA adhered in RSUA or OSFA applied 12-inch o.c.	JM PVC FB	2-Part UIA-C(S), PVC WBMA, ASBA or ASTM D 312 Type IV Asphalt	-105 (Lim. 9)

**APPENDIX C – APPROVED ASSEMBLIES FOR JM PVC SINGLE-PLY MEMBRANES**

Adhered Recover Assemblies						
System No.	Deck Detail	Base Insulation (Note 7)	Top Insulation	Membrane	Membrane Attachment	MDP (psf)
R-A-16	BUR over Concrete Deck	Min. 1.5-inch E3 applied in UIA spaced 6-inch o.c. or 2-Part UIA spaced 12-inch o.c.	JM Invinsa or ProtectoR HD applied in UIA spaced 12-inch o.c.	JM PVC	PVC MA (LowVOC) applied at 0.83 gal/100ft <sup>2</sup> , PVC WBMA, or PVC ASSBA	-112.5 (Lim. 9)
R-A-17	BUR over Concrete Deck	Min. 1.5-inch E3 applied in UIA spaced 6-inch o.c. or 2-Part UIA spaced 12-inch o.c.	JM Invinsa or ProtectoR HD applied in UIA spaced 12-inch o.c.	JM PVC SD Plus	PVC MA (LowVOC) applied at 0.83 gal/100ft <sup>2</sup> , PVC WBMA, or PVC ASSBA	-112.5 (Lim. 9)
R-A-18	BUR over Concrete Deck	Min. 1.5-inch E3 applied in UIA spaced 6-inch o.c. or 2-Part UIA spaced 12-inch o.c.	JM Invinsa or ProtectoR HD applied in UIA spaced 12-inch o.c.	JM PVC FB	2-Part UIA-C(S) or PVC WBMA	-112.5 (Lim. 9)
R-A-19	BUR over Concrete Deck	Min. 1.5-inch E3 applied in UIA spaced 6-inch o.c. or 2-Part UIA spaced 12-inch o.c.	JM Invinsa applied in UIA spaced 12-inch o.c.	JM PVC FB	ASBA	-112.5 (Lim. 9)
R-A-20	Smooth SBS Mod-Bit over Concrete Deck	Min. 1.5-inch ENRGY 3 adhered in RSUA, 2-Part UIA or OSFA applied 12-inch o.c.	Min. 1-inch ENRGY 3 adhered in RSUA, 2-Part UIA or OSFA applied 12-inch o.c.	JM PVC JM PVC SD Plus	PVC WBMA	-127.5 (Lim. 9)
R-A-21	BUR or Granular Mod-Bit Roofing over Concrete Deck	OPTIONAL Min. 0.5-inch ENRGY 3 adhered in RSUA, 2-Part UIA, 2-Part UIA-C(B), or OSFA applied 12-inch o.c.	DensDeck Prime adhered in RSUA, 2-Part UIA, 2-Part UIA-C(B), or OSFA applied 12-inch o.c.	JM PVC FB	PVC WBMA or ASBA	-142.5 (Lim. 9)
R-A-22	Smooth SBS Mod-Bit over Concrete Deck	Min. 1.5-inch ENRGY 3 adhered in RSUA, 2-Part UIA or OSFA applied 12-inch o.c.	ProtectoR adhered in RSUA, 2-Part UIA, or OSFA applied 12-inch o.c.	JM PVC FB	PVC WBMA	-142.5 (Lim. 9)
R-A-23	Smooth SBS Mod-Bit over Concrete Deck	Min. 1.5-inch ENRGY 3 adhered in RSUA, 2-Part UIA or OSFA applied 12-inch o.c.	DensDeck Prime adhered in RSUA, 2-Part UIA, or OSFA applied 12-inch o.c.	JM PVC FB	PVC WBMA	-142.5 (Lim. 9)
R-A-24	Smooth SBS Mod-Bit over Concrete Deck	Min. 1.5-inch ENRGY 3 adhered in RSUA, 2-Part UIA or OSFA applied 12-inch o.c.	SeparatoR adhered in RSUA, 2-Part UIA, or OSFA applied 12-inch o.c.	JM PVC FB	PVC WBMA	-150 (Lim. 9)
R-A-25	BUR or Granular Mod-Bit Roofing over Concrete Deck, Steel Deck, cementitious panel, or treated wood	Min. 1-inch ENRGY 3 adhered in RSUA, 2-Part UIA, 2-Part UIA-C(B), or OSFA applied 12-inch o.c.	-	JM PVC FB	2-Part UIA-C(S), RSUA applied 12-inch o.c., or RSUA(S)	-157.5 (Lim. 9)
R-A-26	BUR or Granular Mod-Bit Roofing over Concrete Deck	OPTIONAL Min. 0.5-inch ENRGY 3 adhered in RSUA, 2-Part UIA, 2-Part UIA-C(B), or OSFA applied 12-inch o.c.	ProtectoR HD adhered in RSUA, 2-Part UIA, 2-Part UIA-C(B), or OSFA applied 12-inch o.c.	JM PVC JM PVC SD Plus	PVC WBMA or PVC MA (LowVOC)	-180 (Lim. 9)

**APPENDIX C – APPROVED ASSEMBLIES FOR JM PVC SINGLE-PLY MEMBRANES**

Adhered Recover Assemblies						
System No.	Deck Detail	Base Insulation (Note 7)	Top Insulation	Membrane	Membrane Attachment	MDP (psf)
R-A-27	BUR or Granular Mod-Bit Roofing over Concrete Deck	OPTIONAL Min. 0.5-inch ENRGY 3 adhered in RSUA, 2-Part UIA, 2-Part UIA-C(B), or OSFA applied 12-inch o.c.	ProtectoR HD adhered in RSUA, 2-Part UIA, 2-Part UIA-C(B), or OSFA applied 12-inch o.c.	JM PVC SD Plus	PVC ASSBA	-180 (Lim. 9)
R-A-28	BUR or Granular Mod-Bit Roofing over Concrete Deck	OPTIONAL Min. 0.5-inch ENRGY 3 adhered in RSUA, 2-Part UIA, 2-Part UIA-C(B), or OSFA applied 12-inch o.c.	ProtectoR HD adhered in RSUA, 2-Part UIA, 2-Part UIA-C(B), or OSFA applied 12-inch o.c.	JM PVC FB	2-Part UIA-C(S) or PVC WBMA	-180 (Lim. 9)
R-A-29	BUR or Granular Mod-Bit Roofing over Concrete Deck	OPTIONAL Min. 0.5-inch ENRGY 3 adhered in RSUA, 2-Part UIA, 2-Part UIA-C(B), or OSFA applied 12-inch o.c.	SECUROCK or DensDeck Prime adhered in RSUA, 2-Part UIA, 2-Part UIA-C(B), or OSFA applied 12-inch o.c.	JM PVC JM PVC SD Plus	PVC MA (LowVOC)	-180 (Lim. 9)
R-A-30	BUR or Granular Mod-Bit Roofing over Concrete Deck	OPTIONAL Min. 0.5-inch ENRGY 3 adhered in RSUA, 2-Part UIA, 2-Part UIA-C(B), or OSFA applied 12-inch o.c.	SECUROCK or DensDeck Prime adhered in RSUA, 2-Part UIA, 2-Part UIA-C(B), or OSFA applied 12-inch o.c.	JM PVC SD Plus	PVC ASSBA	-180 (Lim. 9)
R-A-31	BUR or Granular Mod-Bit Roofing over Concrete Deck	OPTIONAL Min. 0.5-inch ENRGY 3 adhered in RSUA, 2-Part UIA, 2-Part UIA-C(B), or OSFA applied 12-inch o.c.	SECUROCK or DensDeck Prime adhered in RSUA, 2-Part UIA, 2-Part UIA-C(B), or OSFA applied 12-inch o.c.	JM PVC FB	2-Part UIA-C(S) or ASTM D 312 Type IV Asphalt	-180 (Lim. 9)
R-A-32	Smooth SBS Mod-Bit over Concrete Deck	Min. 1.5-inch ENRGY 3 adhered in RSUA, 2-Part UIA or OSFA applied 12-inch o.c.	ProtectoR adhered in RSUA, 2-Part UIA, or OSFA applied 12-inch o.c.	JM PVC JM PVC SD Plus	PVC WBMA	-180 (Lim. 9)
R-A-33	Smooth SBS Mod-Bit over Concrete Deck	Min. 1.5-inch ENRGY 3 adhered in RSUA, 2-Part UIA or OSFA applied 12-inch o.c.	Min. 1-inch ENRGY 3 adhered in RSUA, 2-Part UIA or OSFA applied 12-inch o.c.	JM PVC FB	PVC WBMA	-187.5 (Lim. 9)
R-A-34	Smooth SBS Mod-Bit over Concrete Deck	Min. 1.5-inch ENRGY 3 adhered in RSUA, 2-Part UIA or OSFA applied 12-inch o.c.	SECUROCK adhered in RSUA, 2-Part UIA, or OSFA applied 12-inch o.c.	JM PVC FB	PVC WBMA	-187.5 (Lim. 9)
R-A-35	BUR over Concrete Deck	Min. 1.5-inch E3 applied in 2-Part UIA spaced 12-inch o.c.	-	JM PVC or JM PVC SD Plus	PVC MA (LowVOC)	-217.5 (Lim. 9)
R-A-36	BUR over Concrete Deck	Min. 1.5-inch E3 applied in 2-Part UIA spaced 12-inch o.c.	-	JM PVC SD Plus	PVC ASSBA	-217.5 (Lim. 9)
R-A-37	BUR or Granular Mod-Bit Roofing over Concrete Deck	OPTIONAL Min. 0.5-inch ENRGY 3 adhered in RSUA, 2-Part UIA, 2-Part UIA-C(B), or OSFA applied 12-inch o.c.	SeparatoR CGF or SeparatoR FR adhered in RSUA, 2-Part UIA, 2-Part UIA-C(B), or OSFA applied 12-inch o.c.	JM PVC or JM PVC SD Plus	PVC MA (LowVOC)	-217.5 (Lim. 9)
R-A-38	BUR or Granular Mod-Bit Roofing over Concrete Deck	OPTIONAL Min. 0.5-inch ENRGY 3 adhered in RSUA, 2-Part UIA, 2-Part UIA-C(B), or OSFA applied 12-inch o.c.	SeparatoR CGF or SeparatoR FR adhered in RSUA, 2-Part UIA, 2-Part UIA-C(B), or OSFA applied 12-inch o.c.	JM PVC SD Plus	PVC ASSBA	-217.5 (Lim. 9)

**APPENDIX C – APPROVED ASSEMBLIES FOR JM PVC SINGLE-PLY MEMBRANES**

Adhered Recover Assemblies						
System No.	Deck Detail	Base Insulation (Note 7)	Top Insulation	Membrane	Membrane Attachment	MDP (psf)
R-A-39	BUR over Concrete Deck	-	Min. 1.5-inch E3 applied in 2-Part UIA spaced 12-inch o.c.	JM PVC FB	ASTM D 312 Type IV Asphalt	-217.5 (Lim. 9)
R-A-40	BUR or Granular Mod-Bit Roofing over Concrete Deck	OPTIONAL Min. 0.5-inch ENRGY 3 adhered in RSUA, 2-Part UIA, 2-Part UIA-C(B), or OSFA applied 12-inch o.c.	DEXcell FA adhered in RSUA or OSFA applied 12-inch o.c.	JM PVC or JM PVC SD Plus	PVC MA (LowVOC)	-217.5 (Lim. 9)
R-A-41	BUR or Granular Mod-Bit Roofing over Concrete Deck	OPTIONAL Min. 0.5-inch ENRGY 3 adhered in RSUA, 2-Part UIA, 2-Part UIA-C(B), or OSFA applied 12-inch o.c.	DEXcell FA adhered in RSUA or OSFA applied 12-inch o.c.	JM PVC FB	2-Part UIA-C(S), PVC WBMA or ASTM D 312 Type IV Asphalt	-217.5 (Lim. 9)
R-A-42	BUR or Granular Mod-Bit Roofing over Concrete Deck	OPTIONAL Min. 1.5-inch ENRGY 3 in RSUA, OSFA or 2-Part UIA applied 12-inch o.c.	DensDeck Prime or StormX in RSUA applied 12-inch o.c.	JM PVC FB	2-Part UIA-C(S)	-217.5 (Lim. 9)
R-A-43	Smooth SBS Mod-Bit over Concrete Deck	Min. 1.5-inch ENRGY 3 adhered in RSUA, 2-Part UIA or OSFA applied 12-inch o.c.	SeparatoR adhered in RSUA, 2-Part UIA, or OSFA applied 12-inch o.c.	JM PVC JM PVC SD Plus	PVC WBMA	-225 (Lim. 9)
R-A-44	Smooth SBS Mod-Bit over Concrete Deck	Min. 1.5-inch ENRGY 3 adhered in RSUA, 2-Part UIA or OSFA applied 12-inch o.c.	DEXcell FA adhered in RSUA, 2-Part UIA or OSFA applied 12-inch o.c.	JM PVC FB	PVC WBMA	-255 (Lim. 9)
R-A-45	Granular Mod-Bit Roofing or Granular BUR over Concrete Deck	-	ProtectoR HD adhered in RSUA applied 12-inch o.c.	JM PVC FB	2-Part UIA-C(S)	-400 (Lim. 9)
R-A-46	Granular Mod-Bit Roofing or Granular BUR over Concrete Deck	-	-	JM PVC FB	RSUA applied 12-inch o.c.	-440 (Lim. 9)
R-A-47	Granular Mod-Bit Roofing or Granular BUR over Concrete Deck	-	-	JM PVC FB	2-Part UIA-C(S) at 6lbs/100ft <sup>2</sup>	-502.5 (Lim. 9)

Mechanically Fastened Recover Assemblies								
System No.	Deck Detail	Base Insulation	Base Insulation Attachment	Top Insulation	Top Insulation Attachment	Membrane	Membrane Attachment	MDP (psf)
R-M-1	Steel Deck (G33, P, L6, S24) or Concrete Deck	OPTIONAL INSULATION	Preliminarily Secured or secured with top layer	Min. 0.5-inch E3 or Cover Board	Preliminarily Secured	JM PVC SD Plus or JM PVC SL	Attached in-lap 6-inch o.c. with HL Fasteners & Plates; Min. 6-inch wide side laps; Fastener rows max. 114-inch o.c.	-45 (Lim. 7)

**APPENDIX C – APPROVED ASSEMBLIES FOR JM PVC SINGLE-PLY MEMBRANES**

<b>Mechanically Fastened Recover Assemblies</b>								
System No.	Deck Detail	Base Insulation	Base Insulation Attachment	Top Insulation	Top Insulation Attachment	Membrane	Membrane Attachment	MDP (psf)
R-M-2	Steel Deck (G33, F1, L6, S24) or Concrete Deck	OPTIONAL INSULATION	Preliminarily Secured or secured with top layer	Min. 0.5-inch E3 or Cover Board	Preliminarily Secured	JM PVC SD Plus or JM PVC SL	Attached in-lap 12-inch o.c. with HL Fasteners & Plates; Min. 6-inch wide side laps; Fastener rows max. 54-inch o.c.	-45 (Lim. 7)
R-M-3	Existing metal roof having Min. 16 ga. steel purlins at max. 5ft o.c.	Min. 1.5-inch E3 or EPS placed between ribs	Preliminarily Secured or secured with top layer	Min. 1-inch E3, or Cover Board	Preliminarily Secured	JM PVC	Attached in-lap 18-inch o.c. with JM Purlin Fasteners and UltraGard High Load Plates along structural supports; Fastener rows max. 5ft o.c.	-45 (Lim. 7)
R-M-4	Steel Deck (G33, F1, L6) or Concrete Deck	OPTIONAL INSULATION	Preliminarily Secured or secured with top layer	Min. 0.5-inch E3 or Cover Board	Preliminarily Secured	JM PVC FB/ DynaFast	HL Fasteners & Plates spaced 6-inch o.c within each min. 4-inch heat welded side laps in rows max. 70-inch o.c.	-52.5 (Lim. 9)
R-M-5	Existing metal roof having Min. 16 ga. steel purlins at max. 5ft o.c.	Min. 1.5-inch E3 or EPS placed between ribs	Preliminarily Secured or secured with top layer	Min. 1-inch E3, or Cover Board	Preliminarily Secured	JM PVC	Attached in-lap 12-inch o.c. with JM Purlin Fasteners and UltraGard High Load Plates along structural supports; Fastener rows max. 5ft o.c.	-52.5 (Lim. 7)
R-M-6	Steel Deck (G33, F1, L6, S24) or Concrete Deck	OPTIONAL INSULATION	Preliminarily Secured or secured with top layer	Min. 0.5-inch E3 or Cover Board	Preliminarily Secured	JM PVC SD Plus or JM PVC SL	Attached in-lap 6-inch o.c. with HL Fasteners & Plates; Min. 6-inch wide side laps; Fastener rows max. 54-inch o.c.	-60 (Lim. 7)
R-M-7	LWIC over Steel Deck (G33, F1, L5, S12) or Concrete Deck	OPTIONAL INSULATION	Preliminarily Secured or secured with top layer	OPTIONAL INSULATION	Preliminarily Secured	JM PVC FB (min. 60 mil)	Attached in-lap 6-inch o.c. with HL Fasteners & Plates; Fastener rows max. 114-inch o.c.	-60 (Lim. 7)
R-M-8	Steel Deck (G33, P, L6)	OPTIONAL INSULATION	Preliminarily Secured or secured with top layer	Min. 0.5-inch E3 or Cover Board	Preliminarily Secured	JM PVC FB/ DynaFast	High Load LH Fasteners and Polymer Membrane Batten OR High Load Fasteners and Deep Well Batten strip spaced 6-inch o.c. within min. 4-inch heat welded side laps in rows max. 71-inch o.c.	-60 (Lim. 9)
R-M-9	Steel Deck (G33, F1, L6) or Concrete Deck	OPTIONAL INSULATION	Preliminarily Secured or secured with top layer	Min. 0.5-inch E3 or Cover Board	Preliminarily Secured	JM PVC FB/ DynaFast	APB Fasteners & Plates spaced 6-inch o.c within each min. 4-inch heat welded side lap.	-60 (Lim. 9)
R-M-10	Steel Deck (G33, F1 or P, L6) or Concrete Deck	OPTIONAL INSULATION	Preliminarily Secured or secured with top layer	Min. 0.5-inch E3 or Cover Board	Preliminarily Secured	JM PVC FB/ DynaFast	HL Fasteners & Plates spaced 12-inch o.c within each min. 4-inch heat welded side lap.	-60 (Lim. 9)



**APPENDIX C – APPROVED ASSEMBLIES FOR JM PVC SINGLE-PLY MEMBRANES**

<b>Mechanically Fastened Recover Assemblies</b>								
System No.	Deck Detail	Base Insulation	Base Insulation Attachment	Top Insulation	Top Insulation Attachment	Membrane	Membrane Attachment	MDP (psf)
R-M-11	Existing metal roof having Min. 16 ga. steel purlins at max. 5ft o.c.	Min. 1.5-inch E3 or EPS placed between ribs	<i>Preliminarily Secured</i> or secured with top layer	Min. 1-inch E3, or Cover Board	<i>Preliminarily Secured</i>	JM PVC	Attached in-lap 6-inch o.c. with JM Purlin Fasteners and UltraGard High Load Plates along structural supports; Fastener rows max. 5ft o.c.	<b>-75 (Lim. 7)</b>

<b>Induction Welded Recover Assemblies</b>								
System No.	Existing Roof	Base Insulation	Base Insulation Attachment	Top Insulation	Top Insulation Attachment	Membrane	Membrane Attachment	MDP (psf)
R-W-1	Steel Deck (G33, F1, L6, S24) or Concrete Deck	OPTIONAL INSULATION	<i>Preliminarily Secured</i> or secured with top layer	Min. 0.5-inch E3, or Cover Board	<i>Preliminarily Secured</i> ; IW #15 (Steel Deck) or IW #14 (Concrete Deck) secured 12-inch o.c. in rows 60-inch o.c.	JM PVC JM PVC SD Plus (Min. 60 mil)	Induction welded to weld plates	<b>-45 (Lim. 7)</b>
R-W-2	Existing metal roof having Min. 16 ga. steel purlins at max. 5ft o.c.	Min. 1.5-inch E3 or EPS placed between ribs	<i>Preliminarily Secured</i> or secured with top layer	Min. 1-inch E3, or Cover Board	JM Purlin Fasteners and JM PVC RhinoPlates secured to structural supports 6-inch o.c.; Fastener rows max. 120-inch o.c.	JM PVC (Min. 60 mil)	Induction welded to weld plates	<b>-45 (Lim. 7)</b>
R-W-3	Existing metal roof having Min. 16 ga. steel purlins at max. 5ft o.c.	Min. 1.5-inch E3 or EPS placed between ribs	<i>Preliminarily Secured</i> or secured with top layer	Min. 1-inch E3, or Cover Board	JM Purlin Fasteners and JM PVC RhinoPlates secured to structural supports 18-inch o.c.; Fastener rows max. 60-inch o.c.	JM PVC (Min. 60 mil)	Induction welded to weld plates	<b>-45 (Lim. 7)</b>
R-W-4	Existing metal roof having Min. 16 ga. steel purlins at max. 5ft o.c.	INSULATION	<i>Preliminarily Secured</i> or secured with top layer	OPTIONAL Cover Board	Attached with ISOWELD-#12 or ISOWELD-#15 spaced 12" o.c. in rows 60" o.c.	JM PVC JM PVC SD Plus (Min. 60 mil)	Induction welded to Isoweld plates	<b>-45 (Lim. 7)</b>
R-W-5	Steel Deck (G33, F1, L6, S24) or Concrete Deck	OPTIONAL INSULATION	<i>Preliminarily Secured</i> or secured with top layer	Min. 0.5-inch E3, or Cover Board	IW #15 (Steel Deck) or IW #14 (Concrete Deck) at a rate of 8 per 4-ft x 8-ft board (staggered) (1 fastener per 4.0-ft <sup>2</sup> )	JM PVC JM PVC SD Plus (Min. 60 mil)	Induction welded to weld plates	<b>-52.5 (Lim. 7)</b>
R-W-6	Concrete Deck	OPTIONAL INSULATION under min. 1.5-inch E3	<i>Preliminarily Secured</i> or secured with top layer	Optional SECUROCK	IW #14 secured at a rate of 8 per 4-ft x 8-ft board Pattern #1 (1 fastener per 4.0-ft <sup>2</sup> )	JM PVC (Min. 60 mil)	Induction welded to weld plates	<b>-67.5 (Lim. 7)</b>
R-W-7	Existing metal roof having Min. 16 ga. steel purlins at max. 5ft o.c.	Min. 1.5-inch E3 or EPS placed between ribs	<i>Preliminarily Secured</i> or secured with top layer	Min. 1-inch E3, or Cover Board	JM Purlin Fasteners and JM PVC RhinoPlates secured to structural supports 12-inch o.c.; Fastener rows max. 60-inch o.c.	JM PVC (Min. 60 mil)	Induction welded to weld plates	<b>-67.5 (Lim. 7)</b>

**APPENDIX C – APPROVED ASSEMBLIES FOR JM PVC SINGLE-PLY MEMBRANES**

Induction Welded Recover Assemblies								
System No.	Existing Roof	Base Insulation	Base Insulation Attachment	Top Insulation	Top Insulation Attachment	Membrane	Membrane Attachment	MDP (psf)
R-W-8	Steel Deck (G33, F1, L6, S24) or Concrete Deck	OPTIONAL INSULATION	Preliminarily Secured or secured with top layer	Min. 0.5-inch E3, or Cover Board	Preliminarily Secured; IW #15 (Steel Deck) or IW #14 (Concrete Deck) secured 6-inch o.c. in rows 72-inch o.c.	JM PVC JM PVC SD Plus (Min. 60 mil)	Induction welded to wweld plates	<b>-82.5</b> <b>(Lim. 7)</b>
R-W-9	Steel Deck (G33, F1, L6, S24) or Concrete Deck	OPTIONAL INSULATION	Preliminarily Secured or secured with top layer	Min. 0.5-inch E3, or Cover Board	Preliminarily Secured; IW #15 (Steel Deck) or IW #14 (Concrete Deck) secured 6-inch o.c. in rows 60-inch o.c.	JM PVC JM PVC SD Plus (Min. 60 mil)	Induction welded to weld plates	<b>-90</b> <b>(Lim. 7)</b>
R-W-10	Existing metal roof having Min. 16 ga. steel purlins at max. 5ft o.c.	Min. 1.5-inch E3 or EPS placed between ribs	Preliminarily Secured or secured with top layer	OPTIONAL E3 or Cover Board	Attached with ISOWELD-#15 spaced 6" o.c. in rows 60" o.c.	JM PVC JM PVC SD Plus (Min. 60 mil)	Induction welded to Isoweld plates	<b>-90</b> <b>(Lim. 7)</b>
R-W-11	Existing metal roof having Min. 16 ga. steel purlins at max. 5ft o.c.	Min. 1.5-inch E3 or EPS placed between ribs	Preliminarily Secured or secured with top layer	Min. 1-inch E3, or Cover Board	JM Purlin Fasteners and JM PVC RhinoPlates secured to structural supports 6-inch o.c.; Fastener rows max. 60-inch o.c.	JM PVC (Min. 60 mil)	Induction welded to weld plates	<b>-120</b> <b>(Lim. 7)</b>

Assemblies with Adhered Membranes over Insulated Steel Deck (New, Existing, or Recover)									
System No.	Deck Detail	Thermal/Vapor Barrier	Base Insulation	Base Insulation Attachment	Top Insulation or Coverboard	Top Insulation or Coverboard Attachment	Membrane	Membrane Attachment	MDP (psf)
S-AM-1	G33, F1W, L6, S24	OPTIONAL Vapor Barrier	Min. 2-inch ENRGY 3, ENRGY 3 CGF, ENRGY 3 FR or E3 C1	Fastener & Plates secured 1 fastener per 1ft <sup>2</sup>	Min. 1.5-inch ENRGY 3	OSFA, RSUA or 2-Part UIA applied 4-inch o.c.	JM PVC or PVC SD Plus	PVC WBMA or PVC ASSBA	<b>-45</b> <b>(Lim. 7)</b>
S-AM-2	G33, F1W, L6, S24	OPTIONAL Vapor Barrier	Min. 2-inch ENRGY 3, ENRGY 3 CGF, ENRGY 3 FR or E3 C1	Fastener & Plates secured 1 fastener per 1ft <sup>2</sup>	Min. 1.5-inch ENRGY 3	OSFA, RSUA or 2-Part UIA applied 4-inch o.c.	JM PVC FB	RSUA(S), RSUA applied 12-inch o.c. or PVC WBMA or ASBA	<b>-45</b> <b>(Lim. 7)</b>
S-AM-3	G33, F1, L6, S24	OPTIONAL Vapor Barrier	Min. 2-inch E3 or E3 C1	Fastener & Plates secured 1 fastener per 1.6ft <sup>2</sup>	Min. 1.5-inch E3 or E3 C1	OSFA, RSUA, 2-Part UIA-C(B), or 2-Part UIA applied 6-inch o.c.	JM PVC FB	RSUA 12-inch o.c. or RSUA(S)	<b>-45</b> <b>(Lim. 7)</b>
S-AM-4	G33, F1, L6, S24	OPTIONAL Vapor Barrier	OPTIONAL INSULATION under min. 1.5-inch E3	Simultaneously secured with top layer	SECUROCK	DF or Fastener & Plates secured 1 fastener per 1.33ft <sup>2</sup>	Base Ply: DynaBase HW  Membrane: JM PVC FB	Base Ply: Torch Adhered  Membrane: RSUA applied 12-inch o.c. or RSUA(S)	<b>-52.5</b> <b>(Lim. 7)</b>

**APPENDIX C – APPROVED ASSEMBLIES FOR JM PVC SINGLE-PLY MEMBRANES**

<b>Assemblies with Adhered Membranes over Insulated Steel Deck (New, Existing, or Recover)</b>									
System No.	Deck Detail	Thermal/Vapor Barrier	Base Insulation	Base Insulation Attachment	Top Insulation or Coverboard	Top Insulation or Coverboard Attachment	Membrane	Membrane Attachment	MDP (psf)
S-AM-5	G33, F1, L6, S24	OPTIONAL Vapor Barrier	OPTIONAL INSULATION under min. 1.5-inch E3	Simultaneously secured with top layer	SECUROCK	DF or Fastener & Plates secured 1 fastener per 1.33ft <sup>2</sup>	JM PVC or JM PVC SD Plus	PVC MA (LowVOC) applied at 1-1.1 gal/100ft <sup>2</sup> or PVC ASSBA	-52.5 (Lim. 7)
S-AM-6	G33, F1, L6, S24	OPTIONAL Vapor Barrier	OPTIONAL INSULATION under min. 1.5-inch E3	Simultaneously secured with top layer	SECUROCK	DF or Fastener & Plates secured 1 fastener per 1.33ft <sup>2</sup>	JM PVC FB	2-Part UIA-C(S)	-52.5 (Lim. 7)
S-AM-7	G33, F2, L6, S24	OPTIONAL Vapor Barrier	OPTIONAL INSULATION under min. 1.5-inch E3	Fastener & Plates secured 1 fastener per 1.33ft <sup>2</sup>	SECUROCK	OSFA, RSUA or 2-Part UIA applied 12-inch o.c.	JM PVC or JM PVC SD Plus	PVC MA (LowVOC) applied at 1-1.1 gal/100ft <sup>2</sup> or PVC ASSBA	-52.5 (Lim. 7)
S-AM-8	G33, F2, L6, S24	OPTIONAL Vapor Barrier	OPTIONAL INSULATION under min. 1.5-inch E3	Fastener & Plates secured 1 fastener per 1.33ft <sup>2</sup>	SECUROCK	OSFA, RSUA or 2-Part UIA applied 12-inch o.c.	JM PVC FB	2-Part UIA-C(S)	-52.5 (Lim. 7)
S-AM-9	G33, F2, L6, S24	OPTIONAL Vapor Barrier	OPTIONAL INSULATION under min. 1.5-inch E3	Fastener & Plates secured 1 fastener per 1.33ft <sup>2</sup>	SECUROCK	OSFA, RSUA or 2-Part UIA applied 12-inch o.c.	Base Ply: DynaBase HW Membrane: JM PVC FB	Base Ply: Torch Adhered Membrane: RSUA applied 12-inch o.c. or RSUA(S)	-52.5 (Lim. 7)
S-AM-10	G33, F2, L6, S18	OPTIONAL Vapor Barrier	OPTIONAL INSULATION	Simultaneously secured with top layer	Min. 1.5-inch E3 or ProtectoR Foam	Fastener & Plates secured 1 fastener per 1.78ft <sup>2</sup>	JM PVC FB	ASTM D 312 Type IV Asphalt	-52.5 (Lim. 7)
S-AM-11	G33, F1, L6, S12	OPTIONAL Vapor Barrier	OPTIONAL INSULATION under min. 1.5-inch E3	Simultaneously secured with top layer	DensDeck Prime	Fastener & Plates secured 1 fastener per 1.78ft <sup>2</sup>	JM PVC or JM PVC SD Plus	PVC MA (LowVOC), PVC WBMA, or PVC ASSBA	-52.5 (Lim. 7)
S-AM-12	G33, F1, L6, S12	OPTIONAL Vapor Barrier	OPTIONAL INSULATION under min. 1.5-inch E3	Simultaneously secured with top layer	DensDeck Prime	Fastener & Plates secured 1 fastener per 1.78ft <sup>2</sup>	JM PVC FB	ASTM D 312 Type IV Asphalt or 2-Part UIA-C(S)	-52.5 (Lim. 7)
S-AM-13	G33, F1, L6, S24	OPTIONAL Vapor Barrier	OPTIONAL INSULATION under min. 1.5-inch E3	Simultaneously secured with top layer	StormX	OMG Fasteners & Plates secured 8 per 4-ft x 8-ft board Pattern #3	JM PVC or JM PVC SD Plus	PVC MA (LowVOC), PVC WBMA, or PVC ASSBA	-52.5 (Lim. 7)
S-AM-14	G33, F1, L6, S24	OPTIONAL Vapor Barrier	OPTIONAL INSULATION under min. 1.5-inch E3	Simultaneously secured with top layer	StormX	OMG Fasteners & Plates secured 8 per 4-ft x 8-ft board Pattern #3	JM PVC FB	ASTM D 312 Type IV Asphalt or 2-Part UIA-C(S)	-52.5 (Lim. 7)

**APPENDIX C – APPROVED ASSEMBLIES FOR JM PVC SINGLE-PLY MEMBRANES**

<b>Assemblies with Adhered Membranes over Insulated Steel Deck (New, Existing, or Recover)</b>									
System No.	Deck Detail	Thermal/Vapor Barrier	Base Insulation	Base Insulation Attachment	Top Insulation or Coverboard	Top Insulation or Coverboard Attachment	Membrane	Membrane Attachment	MDP (psf)
S-AM-15	G40, F1, L6, S18	OPTIONAL Vapor Barrier	OPTIONAL INSULATION	Simultaneously secured with top layer	Min. 2-inch ENRGY 3	Fastener & Plates secured 1 fastener per 2ft <sup>2</sup>	JM PVC or PVC SD Plus	PVC MA (LowVOC) or PVC ASSBA	-52.5 (Lim. 7)
S-AM-16	G40, F1, L6, S18	OPTIONAL Vapor Barrier	OPTIONAL INSULATION	Simultaneously secured with top layer	Min. 2-inch ENRGY 3	Fastener & Plates secured 1 fastener per 2ft <sup>2</sup>	JM PVC FB	2-Part UIA-C(S)	-52.7 (Lim. 7)
S-AM-17	G33, F2W, L6, S24	OPTIONAL Vapor Barrier	OPTIONAL INSULATION under min. 1.5-inch E3	Simultaneously secured with top layer	SECUROCK	DF or Fastener & Plates secured 1 fastener per 1.00ft <sup>2</sup>	JM PVC or JM PVC SD Plus	PVC MA (LowVOC) applied at 1-1.1 gal/100ft <sup>2</sup> or PVC ASSBA	-60 (Lim. 7)
S-AM-18	G33, F2W, L6, S24	OPTIONAL Vapor Barrier	OPTIONAL INSULATION under min. 1.5-inch E3	Simultaneously secured with top layer	SECUROCK	DF or Fastener & Plates secured 1 fastener per 1.00ft <sup>2</sup>	JM PVC FB	2-Part UIA-C(S)	-60 (Lim. 7)
S-AM-19	G33, F1, L6, S30	OPTIONAL Vapor Barrier	OPTIONAL INSULATION under min. 1.5-inch ENRGY 3	Fastener & Plates secured at a rate of 1 fastener per 1.78ft <sup>2</sup>	Min 0.5-inch SECUROCK	OSFA, RSUA or 2-Part UIA applied 12-inch o.c.	Base Ply: DynaBase HW Membrane: JM PVC FB	Base Ply: Torch Adhered Membrane: RSUA applied 12-inch o.c. or RSUA(S)	-60 (Lim. 7)
S-AM-20	G33, F1, L6, S30	OPTIONAL Vapor Barrier	OPTIONAL INSULATION under min. 1.5-inch ENRGY 3	Fastener & Plates secured at a rate of 1 fastener per 1.78ft <sup>2</sup>	Min 0.5-inch SECUROCK	OSFA, RSUA or 2-Part UIA applied 12-inch o.c.	JM PVC or JM PVC SD Plus	PVC MA (LowVOC) applied at 1-1.1 gal/100ft <sup>2</sup> or PVC ASSBA	-60 (Lim. 7)
S-AM-21	G33, F1, L6, S30	OPTIONAL Vapor Barrier	OPTIONAL INSULATION under min. 1.5-inch ENRGY 3	Fastener & Plates secured at a rate of 1 fastener per 1.78ft <sup>2</sup>	Min 0.5-inch SECUROCK	OSFA, RSUA or 2-Part UIA applied 12-inch o.c.	JM PVC FB	2-Part UIA-C(S)	-60 (Lim. 7)
S-AM-22	G33, P, L6, S20	OPTIONAL Vapor Barrier	OPTIONAL INSULATION under min. 1.5-inch E3	Simultaneously secured with top layer	SECUROCK	DF or Fastener & Plates secured 1 fastener per 1.78ft <sup>2</sup>	Base Ply: DynaBase HW Membrane: JM PVC FB	Base Ply: Torch Adhered Membrane: RSUA applied 12-inch o.c. or RSUA(S)	-60 (Lim. 7)
S-AM-23	G33, F1, L6, S24	OPTIONAL Vapor Barrier	Min. 2-inch E3 or E3 C1	Fastener & Plates secured 1 fastener per 1.6ft <sup>2</sup>	Min. 1.5-inch E3 or E3 C1	OSFA, RSUA, 2-Part UIA-C(B), or 2-Part UIA applied 6-inch o.c.	JM PVC FB	2-Part UIA-C(S)	-60 (Lim. 7)

**APPENDIX C – APPROVED ASSEMBLIES FOR JM PVC SINGLE-PLY MEMBRANES**

<b>Assemblies with Adhered Membranes over Insulated Steel Deck (New, Existing, or Recover)</b>									
System No.	Deck Detail	Thermal/Vapor Barrier	Base Insulation	Base Insulation Attachment	Top Insulation or Coverboard	Top Insulation or Coverboard Attachment	Membrane	Membrane Attachment	MDP (psf)
S-AM-24	G33, F1W, L6, S24	OPTIONAL Vapor Barrier	Min. 2-inch ENRGY 3, ENRGY 3 CGF, ENRGY 3 FR or E3 C1	Fastener & Plates secured 1 fastener per 1ft <sup>2</sup>	Min. 1.5-inch ENRGY 3	OSFA, RSUA or 2-Part UIA applied 4-inch o.c.	JM PVC FB	2-Part UIA-C(S)	-60 (Lim. 7)
S-AM-25	G33, F2, L6, S18	OPTIONAL Vapor Barrier	OPTIONAL INSULATION	Simultaneously secured with top layer	Min. 2-inch ENRGY 3 or ProtectoR Foam	Fastener & Plates secured 1 fastener per 1.6ft <sup>2</sup>	JM PVC FB	2-Part UIA-C(S)	-60 (Lim. 7)
S-AM-26	G33, F1, L6, S24	OPTIONAL Vapor Barrier	OPTIONAL INSULATION under min. 1.5-inch E3	Simultaneously secured with top layer	Min 0.5-inch DensDeck Prime	OMG #12 Standard Roofgrip fasteners and 3 in. Ribbed Galvalume Plate (Flat) or UltraFast Plate Metal Flat secured 16 per 4-ft x 8-ft board	JM PVC or JM PVC SD Plus	PVC MA (LowVOC), PVC WBMA, or PVC ASSBA	-60 (Lim. 7)
S-AM-27	G33, F1, L6, S24	DynaBase HW adhered to min. 0.5-inch DEXcell FA secured with UF at 1 fastener per 2.0ft <sup>2</sup>	Min. 1.5-inch ENRGY 3	2-Part UIA or RSUA applied 6" o.c.	Min. 0.5-inch DEXcell FA or DensDeck Prime	2-Part UIA, OSFA, or RSUA applied 6" o.c.	JM PVC or JM PVC SD Plus	PVC MA (LowVOC)	-60 (Lim. 7)
S-AM-28	G33, F1, L6, S24	OPTIONAL Vapor Barrier	OPTIONAL INSULATION under min. 1.5-inch E3	Simultaneously secured with top layer	Min 0.5-inch DensDeck Prime	OMG #12 Standard Roofgrip fasteners and 3 in. Ribbed Galvalume Plate (Flat) or UltraFast Plate Metal Flat secured 16 per 4-ft x 8-ft board	JM PVC FB	ASTM D 312 Type IV Asphalt or 2-Part UIA-C(S)	-60 (Lim. 7)
S-AM-29	G33, F2W, L6, S18	OPTIONAL Vapor Barrier	OPTIONAL INSULATION under min. 1.5-inch E3	Fastener & Plates secured 1 fastener per 1ft <sup>2</sup>	SECUROCKor JM Invinsa	RSUA or 2-Part UIA applied 6-inch o.c.	JM PVC FB	RSUA applied 12-inch o.c. or RSUA(S)	-67.5 (Lim. 7)

**APPENDIX C – APPROVED ASSEMBLIES FOR JM PVC SINGLE-PLY MEMBRANES**

Assemblies with Adhered Membranes over Insulated Steel Deck (New, Existing, or Recover)									
System No.	Deck Detail	Thermal/Vapor Barrier	Base Insulation	Base Insulation Attachment	Top Insulation or Coverboard	Top Insulation or Coverboard Attachment	Membrane	Membrane Attachment	MDP (psf)
S-AM-30	G33, F2W, L6, S18	OPTIONAL Vapor Barrier	OPTIONAL INSULATION under min. 1.5-inch E3	Fastener & Plates secured 1 fastener per 1ft <sup>2</sup>	SECUROCK	OSFA, RSUA or 2-Part UIA applied 6-inch o.c.	Base Ply: DynaBase HW Membrane: JM PVC FB	Base Ply: Torch Adhered Membrane: RSUA applied 12-inch o.c. or RSUA(S)	-67.5 (Lim. 7)
S-AM-31	G33, F2, L6, S24	OPTIONAL Vapor Barrier	OPTIONAL INSULATION	Simultaneously secured with top layer	Min. 2-inch ENRGY 3 CGF or ENRGY 3 FR	Fastener & Plates secured 1 fastener per 2.0ft <sup>2</sup>	JM PVC or PVC SD Plus	PVC MA (LowVOC) or PVC ASSBA	-67.5 (Lim. 7)
S-AM-32	G33, F2, L6, S24	OPTIONAL Vapor Barrier	OPTIONAL INSULATION	Simultaneously secured with top layer	Min. 2-inch ENRGY 3 CGF or ENRGY 3 FR	Fastener & Plates secured 1 fastener per 2.0ft <sup>2</sup>	JM PVC FB	2-Part UIA-C(S)	-67.5 (Lim. 7)
S-AM-33	G33, F1, L6, S24	OPTIONAL Vapor Barrier	Min. 2-inch E3 or E3 C1	Fastener & Plates secured 1 fastener per 1.6ft <sup>2</sup>	Min. 0.5-inch ProtectoR HD, DEXcell FA, or SECUROCK	OSFA, RSUA, 2-Part UIA-C(B), or 2-Part UIA applied 6-inch o.c.	JM PVC FB	RSUA 12-inch o.c. or RSUA(S)	-67.5 (Lim. 7)
S-AM-34	G33, F1, L6, S12	OPTIONAL Vapor Barrier	OPTIONAL INSULATION under min. 1.5-inch E3	Simultaneously secured with top layer	Min 0.5-inch DensDeck Prime	Fastener & Plates secured 1 fastener per 1.78ft <sup>2</sup>	JM PVC or JM PVC SD Plus	PVC MA (LowVOC), PVC WBMA, or PVC ASSBA	-67.5 (Lim. 7)
S-AM-35	G33, F1, L6, S12	OPTIONAL Vapor Barrier	OPTIONAL INSULATION under min. 1.5-inch E3	Simultaneously secured with top layer	Min 0.5-inch DensDeck Prime	Fastener & Plates secured 1 fastener per 1.78ft <sup>2</sup>	JM PVC FB	ASTM D 312 Type IV Asphalt or 2-Part UIA-C(S)	-67.5 (Lim. 7)
S-AM-36	G33, F1, L6, S24	OPTIONAL Vapor Barrier	OPTIONAL INSULATION under min. 1.5-inch E3	Simultaneously secured with top layer	StormX	OMG Fasteners & Plates secured 12 per 4-ft x 8-ft board	JM PVC or JM PVC SD Plus	PVC MA (LowVOC), PVC WBMA, or PVC ASSBA	-67.5 (Lim. 7)
S-AM-37	G33, F1, L6, S24	OPTIONAL Vapor Barrier	OPTIONAL INSULATION under min. 1.5-inch E3	Simultaneously secured with top layer	StormX	OMG Fasteners & Plates secured 12 per 4-ft x 8-ft board	JM PVC FB	ASTM D 312 Type IV Asphalt or 2-Part UIA-C(S)	-67.5 (Lim. 7)
S-AM-38	G33, F, L6, S24	OPTIONAL Vapor Barrier	OPTIONAL INSULATION	Simultaneously secured with top layer	Min. 2-inch E3, E3 C1, or ProtectoR Foam	Fastener & Plates secured 1 fastener per 1.6ft <sup>2</sup>	JM PVC or PVC SD Plus	PVC MA (LowVOC) or PVC ASSBA	-75 (Lim. 7)
S-AM-39	G33, F, L6, S24	OPTIONAL Vapor Barrier	OPTIONAL INSULATION	Simultaneously secured with top layer	Min. 2-inch E3, E3 C1, or ProtectoR Foam	Fastener & Plates secured 1 fastener per 1.6ft <sup>2</sup>	JM PVC FB	2-Part UIA-C(S)	-75 (Lim. 7)

**APPENDIX C – APPROVED ASSEMBLIES FOR JM PVC SINGLE-PLY MEMBRANES**

<b>Assemblies with Adhered Membranes over Insulated Steel Deck (New, Existing, or Recover)</b>									
System No.	Deck Detail	Thermal/Vapor Barrier	Base Insulation	Base Insulation Attachment	Top Insulation or Coverboard	Top Insulation or Coverboard Attachment	Membrane	Membrane Attachment	MDP (psf)
S-AM-40	G33, F, L6, S24	OPTIONAL Vapor Barrier	OPTIONAL INSULATION	Simultaneously secured with top layer	Min. 2-inch E3 or E3 C1	Fastener & Plates secured 1 fastener per 1.6ft <sup>2</sup>	JM PVC FB	ASTM D 312 Type IV Asphalt	-75 (Lim. 7)
S-AM-41	G33, F2, L6, S24	OPTIONAL Vapor Barrier	Min. 1.5-inch E3	Simultaneously secured with top layer	Min. 2-inch Invinsa Foam	Fastener & Plates secured 1 fastener per 2.0ft <sup>2</sup>	JM PVC SD Plus	PVC MA (LowVOC)	-75 (Lim. 7)
S-AM-42	G33, F2, L6, S24	OPTIONAL Vapor Barrier	Min. 1.5-inch E3	Simultaneously secured with top layer	Min. 0.5-inch SECUROCK	Fastener & Plates secured 1 fastener per 1.6ft <sup>2</sup>	JM PVC SD Plus	PVC MA (LowVOC) or PVC ASSBA	-75 (Lim. 7)
S-AM-43	G33, F1, L6, S24	OPTIONAL Vapor Barrier	OPTIONAL INSULATION under min. 1.5-inch E3	Simultaneously secured with top layer	StormX	OMG Fasteners & Plates secured 14 per 4-ft x 8-ft board	JM PVC or PVC SD Plus	PVC MA (LowVOC) applied at 1.0 gal/100ft <sup>2</sup> or PVC ASSBA	-75 (Lim. 7)
S-AM-44	G33, F1, L6, S24	OPTIONAL Vapor Barrier	OPTIONAL INSULATION under min. 1.5-inch E3	Simultaneously secured with top layer	StormX	OMG Fasteners & Plates secured 14 per 4-ft x 8-ft board	JM PVC FB	ASTM D 312 Type IV Asphalt or 2-Part UIA-C(S)	-75 (Lim. 7)
S-AM-45	G80, F1W, L6, S24	Min. 0.5-inch DEXcell FA; Fastener & Plates secured 1 fastener per 1.0ft <sup>2</sup> ; JM Vapor Barrier SA self-adhered over SA Primer	Min. 1.5-inch E3	RSUA or 2-Part UIA; Applied 6-inch o.c.	Min. 0.5-inch DEXcell FA	RSUA applied 6-inch o.c.	JM PVC FB (Min. 60 mil)	RSUA(S), RSUA applied 6-inch o.c. or 2-Part UIA-C(S)	-82.5 (Lim. 7)
S-AM-46	G33, F2, L6, S24	Min. 0.5-inch DEXcell FA secured with top layer; JM Vapor Barrier SA self-adhered	Min. 1.5-inch E3	Simultaneously secured with top layer	Min. 0.5-inch DEXcell FA	Fastener & Plates or DF secured 1 fastener per 1.0ft <sup>2</sup>	JM PVC FB (Min. 60 mil)	RSUA(S), RSUA applied 4-inch o.c. or 2-Part UIA-C(S)	-82.5 (Lim. 7)
S-AM-47	G33, F2, L6, S24	OPTIONAL Vapor Barrier	OPTIONAL INSULATION	Simultaneously secured with top layer	Min. 2-inch E3, E3 C1, or ProtectoR Foam	Fastener & Plates secured 1 fastener per 1.0ft <sup>2</sup>	JM PVC or PVC SD Plus	PVC MA (LowVOC) or PVC ASSBA	-82.5 (Lim. 7)
S-AM-48	G33, F2, L6, S24	OPTIONAL Vapor Barrier	OPTIONAL INSULATION	Simultaneously secured with top layer	Min. 2-inch E3 or E3 C1	Fastener & Plates secured 1 fastener per 1.0ft <sup>2</sup>	JM PVC FB	ASTM D 312 Type IV Asphalt or 2-Part UIA-C(S)	-82.5 (Lim. 7)

**APPENDIX C – APPROVED ASSEMBLIES FOR JM PVC SINGLE-PLY MEMBRANES**

Assemblies with Adhered Membranes over Insulated Steel Deck (New, Existing, or Recover)									
System No.	Deck Detail	Thermal/Vapor Barrier	Base Insulation	Base Insulation Attachment	Top Insulation or Coverboard	Top Insulation or Coverboard Attachment	Membrane	Membrane Attachment	MDP (psf)
S-AM-49	G33, F2, L6, S24	OPTIONAL Vapor Barrier	Min. 1.5-inch E3	Simultaneously secured with top layer	Min. 0.5-inch DEXcell FA	Fastener & Plates or DF secured 1 fastener per 1.0ft <sup>2</sup>	JM PVC or PVC SD Plus	PVC MA (LowVOC) applied at 1.0 gal/100ft <sup>2</sup>	-82.5 (Lim. 7)
S-AM-50	G33, F2, L6, S24	OPTIONAL Vapor Barrier	Min. 1.5-inch E3	Simultaneously secured with top layer	Min. 0.5-inch DensDeck Prime	Fastener & Plates secured 1 fastener per 1.0ft <sup>2</sup>	JM PVC or PVC SD Plus	PVC MA (LowVOC) applied at 1.0 gal/100ft <sup>2</sup> or PVC ASSBA	-82.5 (Lim. 7)
S-AM-51	G33, F2, L6, S24	OPTIONAL Vapor Barrier	Min. 1.5-inch E3	Simultaneously secured with top layer	Min. 0.5-inch DensDeck Prime	Fastener & Plates secured 1 fastener per 1.0ft <sup>2</sup>	JM PVC FB	ASTM D 312 Type IV Asphalt or 2-Part UIA-C(S)	-82.5 (Lim. 7)
S-AM-52	G33, F1W, L6, S24	OPTIONAL Vapor Barrier	Min. 2-inch ENRGY 3, ENRGY 3 CGF, ENRGY 3 FR or E3 C1	Fastener & Plates secured 1 fastener per 1ft <sup>2</sup>	Min. 1.5-inch ENRGY 3	OSFA, RSUA or 2-Part UIA applied 4-inch o.c.	JM PVC or PVC SD Plus	PVC MA (LowVOC) or PVC ASSBA	-82.5 (Lim. 7)
S-AM-53	G33, F1W, L6, S24	OPTIONAL Vapor Barrier	Min. 2-inch ENRGY 3, ENRGY 3 CGF, ENRGY 3 FR or E3 C1	Fastener & Plates secured 1 fastener per 1ft <sup>2</sup>	Min. 1.5-inch ENRGY 3	OSFA, RSUA or 2-Part UIA applied 4-inch o.c.	JM PVC FB	ASTM D 312 Type IV	-82.5 (Lim. 7)
S-AM-54	G33, F1, L6, S24	OPTIONAL Vapor Barrier	Min. 2-inch E3 or E3 C1	Fastener & Plates secured 1 fastener per 1.6ft <sup>2</sup>	Min. 0.5-inch Protector HD, DensDeck Prime, DEXcell FA, or SECUROCK	OSFA, RSUA, 2-Part UIA-C(B), or 2-Part UIA applied 6-inch o.c.	JM PVC or PVC SD Plus	PVC MA (LowVOC)	-82.5 (Lim. 7)
S-AM-55	G33, F1, L6, S24	OPTIONAL Vapor Barrier	Min. 2-inch E3 or E3 C1	Fastener & Plates secured 1 fastener per 1.6ft <sup>2</sup>	Min. 0.5-inch Protector HD, DensDeck Prime, or SECUROCK	OSFA, RSUA, 2-Part UIA-C(B), or 2-Part UIA applied 6-inch o.c.	JM PVC or PVC SD Plus	PVC ASSBA	-82.5 (Lim. 7)
S-AM-56	G33, F1, L6, S24	OPTIONAL Vapor Barrier	Min. 2-inch E3 or E3 C1	Fastener & Plates secured 1 fastener per 1.6ft <sup>2</sup>	Min. 0.5-inch Protector HD, DEXcell FA, or SECUROCK	OSFA, RSUA, 2-Part UIA-C(B), or 2-Part UIA applied 6-inch o.c.	JM PVC FB	2-Part UIA-C(S)	-82.5 (Lim. 7)
S-AM-57	G33, F1, L6, S24	OPTIONAL Vapor Barrier	Min. 2-inch E3 or E3 C1	Fastener & Plates secured 1 fastener per 1.6ft <sup>2</sup>	Min. 1.5-inch E3 or E3 C1	OSFA, RSUA, 2-Part UIA-C(B), or 2-Part UIA applied 6-inch o.c.	JM PVC or PVC SD Plus	PVC MA (LowVOC) or PVC ASSBA	-82.5 (Lim. 7)
S-AM-58	G33, F1, L6, S24	OPTIONAL Vapor Barrier	OPTIONAL INSULATION under min. 1.5-inch E3	Simultaneously secured with top layer	StormX	OMG Fasteners & Plates secured 12 per 4-ft x 8-ft board Pattern #2	JM PVC or PVC SD Plus	PVC MA (LowVOC) applied at 1.0 gal/100ft <sup>2</sup> or PVC ASSBA	-82.5 (Lim. 7)



**APPENDIX C – APPROVED ASSEMBLIES FOR JM PVC SINGLE-PLY MEMBRANES**

<b>Assemblies with Adhered Membranes over Insulated Steel Deck (New, Existing, or Recover)</b>									
System No.	Deck Detail	Thermal/Vapor Barrier	Base Insulation	Base Insulation Attachment	Top Insulation or Coverboard	Top Insulation or Coverboard Attachment	Membrane	Membrane Attachment	MDP (psf)
S-AM-59	G33, F1, L6, S24	OPTIONAL Vapor Barrier	OPTIONAL INSULATION under min. 1.5-inch E3	Simultaneously secured with top layer	StormX	OMG Fasteners & Plates secured 12 per 4-ft x 8-ft board Pattern #2	JM PVC FB	ASTM D 312 Type IV Asphalt or 2-Part UIA-C(S)	<b>-82.5 (Lim. 7)</b>
S-AM-60	G80, F2, L6, S12	OPTIONAL Vapor Barrier	OPTIONAL INSULATION under min. 1.5-inch E3	Simultaneously secured with top layer	Min 0.625-inch DensDeck Prime	Fastener & Plates secured 1 fastener per 1.33ft <sup>2</sup>	JM PVC or JM PVC SD Plus	PVC MA (LowVOC) or PVC WBMA	<b>-90 (Lim. 7)</b>
S-AM-61	G80, F2, L6, S12	OPTIONAL Vapor Barrier	OPTIONAL INSULATION under min. 1.5-inch E3	Simultaneously secured with top layer	Min 0.625-inch DensDeck Prime	Fastener & Plates secured 1 fastener per 1.33ft <sup>2</sup>	JM PVC FB	ASTM D 312 Type IV Asphalt	<b>-90 (Lim. 7)</b>
S-AM-62	G33, P, L6, S24	OPTIONAL Vapor Barrier	Min. 2-inch ENRGY 3, ENRGY 3 CGF, ENRGY 3 FR or E3 C1	Fasteners & Plates secured 1 fastener per 1ft <sup>2</sup>	Min. 1.5-inch ENRGY 3	RSUA or 2-Part UIA applied 6-inch o.c.	JM PVC or PVC SD Plus	PVC MA (LowVOC)	<b>-90 (Lim. 7)</b>
S-AM-63	G33, P, L6, S24	OPTIONAL Vapor Barrier	Min. 2-inch ENRGY 3, ENRGY 3 CGF, ENRGY 3 FR or E3 C1	Fasteners & Plates secured 1 fastener per 1ft <sup>2</sup>	Min. 1.5-inch ENRGY 3	RSUA or 2-Part UIA applied 6-inch o.c.	JM PVC FB	2-Part UIA-C(S)	<b>-90 (Lim. 7)</b>
S-AM-64	G33, F1, L6, S24	OPTIONAL Vapor Barrier	OPTIONAL INSULATION under min. 1.5-inch E3	Simultaneously secured with top layer	StormX	OMG Fasteners & Plates secured 18 per 4-ft x 8-ft board Pattern #1	JM PVC or PVC SD Plus	PVC MA (LowVOC) applied at 1.0 gal/100ft <sup>2</sup>	<b>-97.5 (Lim. 7)</b>
S-AM-65	G33, F1, L6, S24	OPTIONAL Vapor Barrier	OPTIONAL INSULATION under min. 1.5-inch E3	Simultaneously secured with top layer	StormX	OMG Fasteners & Plates secured 18 per 4-ft x 8-ft board Pattern #1	JM PVC FB	ASTM D 312 Type IV Asphalt	<b>-97.5 (Lim. 7)</b>
S-AM-66	G80, F2, L6, S24	OPTIONAL Vapor Barrier	Min. 1.5-inch E3	Simultaneously secured with top layer	Min. 0.5-inch DEXcell FA	Fastener & Plates or DF secured 1 fastener per 1.0ft <sup>2</sup>	JM PVC or PVC SD Plus	PVC MA (LowVOC) applied at 1.0 gal/100ft <sup>2</sup>	<b>-105 (Lim. 7)</b>
S-AM-67	G80, F2, L6, S24	OPTIONAL Vapor Barrier	OPTIONAL INSULATION	Simultaneously secured with top layer	Min. 2-inch ENRGY 3 CGF or ENRGY 3 FR	Fastener & Plates secured 1 fastener per 1.33ft <sup>2</sup>	JM PVC SD Plus	PVC MA (LowVOC)	<b>-105 (Lim. 7)</b>
S-AM-68	G80, F2, L6, S24	OPTIONAL Vapor Barrier	Min. 1.5-inch E3	Simultaneously secured with top layer	Min. 0.5-inch DensDeck Prime	Fastener & Plates secured 1 fastener per 1.0ft <sup>2</sup>	JM PVC or PVC SD Plus	PVC MA (LowVOC) applied at 1.0 gal/100ft <sup>2</sup>	<b>-112.5 (Lim. 7)</b>

**APPENDIX C – APPROVED ASSEMBLIES FOR JM PVC SINGLE-PLY MEMBRANES**

<b>Assemblies with Adhered Membranes over Insulated Steel Deck (New, Existing, or Recover)</b>									
System No.	Deck Detail	Thermal/Vapor Barrier	Base Insulation	Base Insulation Attachment	Top Insulation or Coverboard	Top Insulation or Coverboard Attachment	Membrane	Membrane Attachment	MDP (psf)
S-AM-69	G80, F2, L6, S24	OPTIONAL Vapor Barrier	Min. 1.5-inch E3	Simultaneously secured with top layer	Min. 0.5-inch DensDeck Prime	Fastener & Plates secured 1 fastener per 1.0ft <sup>2</sup>	JM PVC FB	ASTM D 312 Type IV Asphalt	-112.5 (Lim. 7)
S-AM-70	G33, F1, L6, S24	OPTIONAL Vapor Barrier	OPTIONAL INSULATION under min. 1.5-inch E3	Simultaneously secured with top layer	StormX	OMG Fasteners & Plates secured 20 per 4-ft x 8-ft board or 18 per 4-ft x 8-ft board Pattern #2	JM PVC or PVC SD Plus	PVC MA (LowVOC) applied at 1.0 gal/100ft <sup>2</sup>	-112.5 (Lim. 7)
S-AM-71	G33, F1, L6, S24	OPTIONAL Vapor Barrier	OPTIONAL INSULATION under min. 1.5-inch E3	Simultaneously secured with top layer	StormX	OMG Fasteners & Plates secured 20 per 4-ft x 8-ft board or 18 per 4-ft x 8-ft board Pattern #2	JM PVC FB	ASTM D 312 Type IV Asphalt	-112.5 (Lim. 7)
S-AM-72	G80, F2, L6, S24	OPTIONAL Vapor Barrier	OPTIONAL INSULATION	Simultaneously secured with top layer	Min. 2-inch E3, E3 C1, or ProtectoR Foam	Fastener & Plates secured 1 fastener per 1.0ft <sup>2</sup>	JM PVC or PVC SD Plus	PVC MA (LowVOC)	-120 (Lim. 7)
S-AM-73	G80, F2, L6, S24	OPTIONAL Vapor Barrier	OPTIONAL INSULATION	Simultaneously secured with top layer	Min. 2-inch E3 or E3 C1	Fastener & Plates secured 1 fastener per 1.0ft <sup>2</sup>	JM PVC FB	ASTM D 312 Type IV Asphalt	-120 (Lim. 7)
S-AM-74	G80, F1W, L6, S24	OPTIONAL Vapor Barrier	Min. 2-inch ENRGY 3, ENRGY 3 CGF, ENRGY 3 FR or E3 C1	Fastener & Plates secured 1 fastener per 1ft <sup>2</sup>	Min. 1.5-inch ENRGY 3	OSFA, RSUA or 2-Part UIA applied 4-inch o.c.	JM PVC or PVC SD Plus	PVC MA (LowVOC)	-120 (Lim. 7)
S-AM-75	G80, F1W, L6, S24	OPTIONAL Vapor Barrier	Min. 2-inch ENRGY 3, ENRGY 3 CGF, ENRGY 3 FR or E3 C1	Fastener & Plates secured 1 fastener per 1ft <sup>2</sup>	Min. 1.5-inch ENRGY 3	OSFA, RSUA or 2-Part UIA applied 4-inch o.c.	JM PVC FB	ASTM D 312 Type IV Asphalt	-120 (Lim. 7)
S-AM-76	G80, F2, L6, S24	OPTIONAL Vapor Barrier	Min. 2-inch E3 or E3 C1	Fastener & Plates secured 1 fastener per 1ft <sup>2</sup>	ProtectoR HD	OSFA, RSUA, 2-Part UIA-C(B), or 2-Part UIA applied 4-inch o.c.	JM PVC or PVC SD Plus	PVC MA (LowVOC)	-120 (Lim. 7)
S-AM-77	G80, F2, L6, S18	OPTIONAL Vapor Barrier	OPTIONAL INSULATION under min. 1.5-inch E3	Simultaneously secured with top layer	Min. 0.5-inch DEXcell FA	Fastener & Plates or DF secured 1 fastener per 1ft <sup>2</sup>	JM PVC FB	2-Part UIA-C(S)	-135 (Lim. 7)

**APPENDIX C – APPROVED ASSEMBLIES FOR JM PVC SINGLE-PLY MEMBRANES**

<b>Assemblies with Adhered Membranes over Insulated Steel Deck (New, Existing, or Recover)</b>									
System No.	Deck Detail	Thermal/Vapor Barrier	Base Insulation	Base Insulation Attachment	Top Insulation or Coverboard	Top Insulation or Coverboard Attachment	Membrane	Membrane Attachment	MDP (psf)
S-AM-78	G80, F2, L6, S24	Min. 0.5-inch DEXcell FA secured with top layer; JM Vapor Barrier SA self-adhered	Min. 1.5-inch E3	Simultaneously secured with top layer	Min. 0.5-inch DEXcell FA	Fastener & Plates or DF secured 1 fastener per 1.0ft <sup>2</sup>	JM PVC FB	RSUA applied 4-inch o.c.	-142.5 (Lim. 7)

<b>Mechanically Fastened Assemblies over Steel Deck (New, Existing, or Recover)</b>								
System No.	Deck Detail	Base Insulation	Base Insulation Attachment	Top Insulation	Top Insulation Attachment	Membrane	Membrane Attachment	MDP (psf)
S-M-1	G33, F1 or P, L6, S24	OPTIONAL INSULATION under min. 1-inch E3	Preliminarily Secured or secured with top layer	OPTIONAL Cover Board	Preliminarily Secured	JM PVC, JM PVC SD Plus, or JM PVC SL	Attached in-lap 6-inch o.c. with HL Fasteners & Plates; Min. 6-inch wide side laps; Fastener rows max. 114-inch o.c.	-45 (Lim. 7)
S-M-2	G33, F1, L6, S24	OPTIONAL INSULATION under min. 1-inch E3	Preliminarily Secured or secured with top layer	OPTIONAL Cover Board	Preliminarily Secured	JM PVC SD Plus or JM PVC SL	Attached in-lap 12-inch o.c. with HL Fasteners & Plates; Min. 6-inch wide side laps; Fastener rows max. 54-inch o.c.	-45 (Lim. 7)
S-M-3	G33, F1 or P, L6, S24	OPTIONAL INSULATION under min. 1-inch E3	Preliminarily Secured or secured with top layer	OPTIONAL Cover Board	Preliminarily Secured	JM PVC	Attached in-lap 6-inch o.c. with HL Fasteners & Plates; Min. 6-inch wide side laps; Fastener rows max. 114-inch o.c.	-45 (Lim. 7)
S-M-4	G80, F1, L6, S30	OPTIONAL INSULATION under min. 1.5-inch E3	Preliminarily Secured or secured with top layer	OPTIONAL Cover Board	Preliminarily Secured	JM PVC	Attached in-lap 12-inch o.c. with HL Fasteners & Plates; Min. 5-inch wide side laps; Fastener rows max. 73-inch o.c.	-45 (Lim. 7)
S-M-5	G33, P, L6	OPTIONAL INSULATION under min. 1.5-inch E3	Preliminarily Secured or secured with top layer	OPTIONAL Cover Board	Preliminarily Secured	JM PVC	Attached in-lap 6-inch o.c. with HL Fasteners & Plates; Min. 6-inch wide side laps; Fastener rows max. 72-inch o.c.	-45 (Lim. 7)
S-M-6	G33, H1, L6, SH24	OPTIONAL INSULATION under min. 1-inch E3	Preliminarily Secured or secured with top layer	OPTIONAL Cover Board	Preliminarily Secured	JM PVC (Min. 60 mil)	Attached in-lap 6-inch o.c. with HL Fasteners & Plates; Fastener rows max. 138-inch o.c.	-52.5 (Lim. 7)
S-M-7	G80, F1, L6, S30	OPTIONAL INSULATION under min. 1.5-inch E3	Preliminarily Secured or secured with top layer	OPTIONAL Cover Board	Preliminarily Secured	JM PVC (Min. 60 mil)	Attached in-lap 12-inch o.c. with HL Fasteners & Plates; Min. 5-inch wide side laps with min. 2-inch wide heat welds; Fastener rows max. 73-inch o.c.	-52.5 (Lim. 7)

**APPENDIX C – APPROVED ASSEMBLIES FOR JM PVC SINGLE-PLY MEMBRANES**

<b>Mechanically Fastened Assemblies over Steel Deck (New, Existing, or Recover)</b>								
System No.	Deck Detail	Base Insulation	Base Insulation Attachment	Top Insulation	Top Insulation Attachment	Membrane	Membrane Attachment	MDP (psf)
S-M-8	G33, F1, L6, S24	OPTIONAL INSULATION under min. 1.5-inch E3	<i>Preliminarily Secured</i> or secured with top layer	OPTIONAL Cover Board	<i>Preliminarily Secured</i>	JM PVC FB/ DynaFast	HL Fasteners & Plates spaced 6-inch o.c within each min. 4-inch heat welded side laps in rows max. 70-inch o.c.	<b>-52.5 (Lim. 9)</b>
S-M-9	G33, F1, L6, S24	OPTIONAL INSULATION under min. 1.5-inch E3	<i>Preliminarily Secured</i> or secured with top layer	OPTIONAL Cover Board	<i>Preliminarily Secured</i>	JM PVC SD Plus or JM PVC SL	Attached in-lap 6-inch o.c. with HL Fasteners & Plates; Min. 6-inch wide side laps; Fastener rows max. 54-inch o.c.	<b>-60 (Lim. 7)</b>
S-M-10	G80, F1, L6, S30	OPTIONAL INSULATION under min. 1.5-inch E3	<i>Preliminarily Secured</i> or secured with top layer	OPTIONAL Cover Board	<i>Preliminarily Secured</i>	JM PVC	Attached in-lap 6-inch o.c. with HL Fasteners & Plates; Min. 5-inch wide side laps; Fastener rows max. 73-inch o.c.	<b>-60 (Lim. 7)</b>
S-M-11	G80, F1, L6, S30	OPTIONAL INSULATION under min. 1.5-inch E3	<i>Preliminarily Secured</i> or secured with top layer	OPTIONAL Cover Board	<i>Preliminarily Secured</i>	JM PVC or JM PVC FB	Attached in-lap 6-inch o.c. with HL Fasteners & Plates; Min. 4.5-inch wide side laps with min. 2-inch wide heat welds; Fastener rows max. 114-inch o.c.	<b>-60 (Lim. 7)</b>
S-M-12	G80, F1, L6, S24	OPTIONAL INSULATION under min. 1.5-inch E3	<i>Preliminarily Secured</i> or secured with top layer	OPTIONAL Cover Board	<i>Preliminarily Secured</i>	JM PVC	Attached in-lap 6-inch o.c. with HL Fasteners & Plates; Min. 5.5-inch wide side laps with min. 2-inch wide heat welds; Fastener rows max. 114-inch o.c.	<b>-60 (Lim. 7)</b>
S-M-13	G80, F1, L6, S24	OPTIONAL INSULATION under min. 1-inch E3	<i>Preliminarily Secured</i> or secured with top layer	OPTIONAL Cover Board	<i>Preliminarily Secured</i>	JM PVC	Attached in-lap 6-inch o.c. with Extra High Load Fasteners & OMG Super XHD 2-3/4 Barbed Plates; Min. 5.5-inch wide side laps with min. 2-inch wide heat welds; Fastener rows max. 114-inch o.c.	<b>-60 (Lim. 7)</b>
S-M-14	G33, P, L6	OPTIONAL INSULATION under min. 1-inch E3	<i>Preliminarily Secured</i> or secured with top layer	OPTIONAL Cover Board	<i>Preliminarily Secured</i>	JM PVC FB/ DynaFast	APB Fasteners & Plates spaced 6-inch o.c within each min. 4-inch heat welded side lap.	<b>-60 (Lim. 9)</b>
S-M-15	G33, P, L6	OPTIONAL INSULATION under min. 1-inch E3	<i>Preliminarily Secured</i> or secured with top layer	OPTIONAL Cover Board	<i>Preliminarily Secured</i>	JM PVC FB/ DynaFast	HL Fasteners & Plates spaced 12-inch o.c within each min. 4-inch heat welded side lap.	<b>-60 (Lim. 9)</b>
S-M-16	G33, P, L6	OPTIONAL INSULATION under min. 1-inch E3	<i>Preliminarily Secured</i> or secured with top layer	OPTIONAL Cover Board	<i>Preliminarily Secured</i>	JM PVC FB/ DynaFast	High Load LH Fasteners and Polymer Membrane Batten OR High Load Fasteners and Deep Well Batten strip spaced 6-inch o.c. within min. 4-inch heat welded side laps in rows max. 71-inch o.c.	<b>-60 (Lim. 9)</b>

**APPENDIX C – APPROVED ASSEMBLIES FOR JM PVC SINGLE-PLY MEMBRANES**

<b>Mechanically Fastened Assemblies over Steel Deck (New, Existing, or Recover)</b>								
System No.	Deck Detail	Base Insulation	Base Insulation Attachment	Top Insulation	Top Insulation Attachment	Membrane	Membrane Attachment	MDP (psf)
S-M-17	G80, F1, L6, S30	OPTIONAL INSULATION under min. 1-inch E3	Preliminarily Secured or secured with top layer	OPTIONAL Cover Board	Preliminarily Secured	JM PVC (Min. 60 mil)	Attached in-lap 6-inch o.c. with HL Fasteners & Plates; Min. 6-inch wide side laps with min. 2-inch wide heat welds; Fastener rows max. 72-inch o.c.	-75 (Lim. 7)
S-M-18	G33, P, L6, S24	OPTIONAL INSULATION under min. 1.5-inch E3	Preliminarily Secured or secured with top layer	OPTIONAL Cover Board	Preliminarily Secured	JM PVC SD Plus	JM Polymer Membrane Batten spaced 72-inch o.c. and fastened with JM High Load Fasteners spaced 6-inch o.c.; Battens covered with JM PVC Detail Strip welded to membrane along each edge	-75 (Lim. 7)

<b>Induction Welded Assemblies over Steel Deck (New, Existing, or Recover)</b>								
System No.	Deck Detail	Base Insulation	Base Insulation Attachment	Top Insulation	Top Insulation Attachment	Membrane	Membrane Attachment	MDP (psf)
S-W-1	G33, F1, L6, S24	OPTIONAL INSULATION under min. 1-inch E3	Preliminarily Secured or secured with top layer	OPTIONAL Cover Board	Preliminarily Secured; IW #15 secured 12-inch o.c. in rows 60-inch o.c.	JM PVC JM PVC SD Plus (Min. 60 mil)	Induction welded to weld plates	-45 (Lim. 7)
S-W-2	G33, SD1W, L6, SDL24	INSULATION	Preliminarily Secured or secured with top layer	OPTIONAL Cover Board	Attached with ISOWELD-#15 spaced 24" o.c. in rows 24" o.c.	JM PVC JM PVC SD Plus (Min. 60 mil)	Induction welded to weld plates	-45 (Lim. 7)
S-W-3	G80, F1, L6, S36	INSULATION	Preliminarily Secured or secured with top layer	OPTIONAL Cover Board	Attached with ISOWELD-#12 or ISOWELD-#15 spaced 12" o.c. in rows 60" o.c.	JM PVC JM PVC SD Plus (Min. 60 mil)	Induction welded to weld plates	-45 (Lim. 7)
S-W-4	G33, P, L6, S24	OPTIONAL INSULATION under min. 1-inch E3	Preliminarily Secured or secured with top layer	OPTIONAL Cover Board	IW #15 in a 2-ft x 2-ft staggered grid pattern	JM PVC SD Plus (Min. 60 mil)	Induction welded to weld plates	-52.5 (Lim. 7)
S-W-5	22 GA Type N; G80, H1, L12, HS24	OPTIONAL INSULATION under min. 1.5-inch E3	Preliminarily Secured or secured with top layer	OPTIONAL Cover Board	Attached with IW #15 at a rate of 8 per 4-ft x 8-ft board Type N; Insulation/Cover Boards laid perpendicular to deck flutes; Boards ends offset 8-inch from previous row	JM PVC JM PVC SD Plus (Min. 60 mil)	Induction welded to weld plates	-52.5 (Lim. 7)

**APPENDIX C – APPROVED ASSEMBLIES FOR JM PVC SINGLE-PLY MEMBRANES**

<b>Induction Welded Assemblies over Steel Deck (New, Existing, or Recover)</b>								
System No.	Deck Detail	Base Insulation	Base Insulation Attachment	Top Insulation	Top Insulation Attachment	Membrane	Membrane Attachment	MDP (psf)
S-W-6	G33, SD1W, L6, SDL24	INSULATION	Preliminarily Secured or secured with top layer	OPTIONAL Cover Board	Attached with ISOWELD-#15 spaced 6" o.c. in rows 60" o.c.	JM PVC JM PVC SD Plus (Min. 60 mil)	Induction welded to weld plates	<b>-60</b> <b>(Lim. 7)</b>
S-W-7	G33, F1, L6, S18	OPTIONAL INSULATION under min. 1-inch E3	Preliminarily Secured or secured with top layer	OPTIONAL Cover Board	IW #15 at a rate of 8 per 4-ft x 8-ft board Pattern #1 (1 fastener per 4.0-ft <sup>2</sup> )	JM PVC (Min. 60 mil)	Induction welded to weld plates	<b>-67.5</b> <b>(Lim. 7)</b>
S-W-8	G33, SD1W, L6, SDL24	INSULATION	Preliminarily Secured or secured with top layer	OPTIONAL Cover Board	Attached with ISOWELD-#15 or ISOWELD-#14 spaced 18" o.c. in rows 24" o.c.	JM PVC JM PVC SD Plus (Min. 60 mil)	Induction welded to weld plates	<b>-67.5</b> <b>(Lim. 7)</b>
S-W-9	G33, F1, L6, S24	OPTIONAL INSULATION under min. 1-inch E3	Preliminarily Secured or secured with top layer	OPTIONAL Cover Board	Preliminarily Secured; IW #15 secured 6-inch o.c. in rows 72-inch o.c.	JM PVC JM PVC SD Plus (Min. 60 mil)	Induction welded to weld plates	<b>-82.5</b> <b>(Lim. 7)</b>
S-W-10	G33, P, L6, S36	INSULATION	Preliminarily Secured or secured with top layer	OPTIONAL Cover Board	Attached with ISOWELD-#15 spaced in a 1.5-ft x 2-ft staggered grid	JM PVC JM PVC SD Plus (Min. 60 mil)	Induction welded to weld plates	<b>-82.5</b> <b>(Lim. 7)</b>
S-W-11	G33, SD1W, L6, SDL24	INSULATION	Preliminarily Secured or secured with top layer	OPTIONAL Cover Board	Attached with ISOWELD-#15 spaced 18" o.c. in rows 18" o.c.	JM PVC JM PVC SD Plus (Min. 60 mil)	Induction welded to weld plates	<b>-82.5</b> <b>(Lim. 7)</b>
S-W-12	G33, F1, L6, S24	OPTIONAL INSULATION under min. 1-inch E3	Preliminarily Secured or secured with top layer	OPTIONAL Cover Board	Preliminarily Secured; IW #15 secured 6-inch o.c. in rows 60-inch o.c.	JM PVC JM PVC SD Plus (Min. 60 mil)	Induction welded to weld plates	<b>-90</b> <b>(Lim. 7)</b>
S-W-13	G33, F2W, L6	OPTIONAL INSULATION under min. 1-inch E3	Preliminarily Secured or secured with top layer	OPTIONAL Cover Board	IW #15 at a rate of 15 per 4-ft x 8-ft board (1 fastener per 2.13-ft <sup>2</sup> )	JM PVC (Min. 60 mil)	Induction welded to weld plates	<b>-90</b> <b>(Lim. 7)</b>
S-W-14	G33, F1, L5, S30	INSULATION	Preliminarily Secured or secured with top layer	OPTIONAL Cover Board	Attached with ISOWELD-#15 spaced 6" o.c. in rows 60" o.c.	JM PVC JM PVC SD Plus (Min. 60 mil)	Induction welded to weld plates	<b>-90</b> <b>(Lim. 7)</b>

**APPENDIX C – APPROVED ASSEMBLIES FOR JM PVC SINGLE-PLY MEMBRANES**

<b>Assemblies with Adhered Membranes over Insulated Wood Deck (New, Existing, or Recover)</b>								
System No.	Deck Detail	Base Insulation	Base Insulation Attachment	Top Insulation or Coverboard	Top Insulation or Coverboard Attachment	Membrane	Membrane Attachment	MDP (psf)
W-AM-1	T15/32P, L24, N6	Optional INSULATION and/or Vapor Barrier	Preliminarily Secured or secured with top layer	Min. 2-inch E3	Fasteners & Plates secured 16 per 4-ft x 8-ft board	JM PVC or PVC SD Plus	PVC MA (LowVOC) or PVC ASSBA	-52.5 (Lim. 7)
W-AM-2	T15/32P, L24, N6	Optional INSULATION and/or Vapor Barrier	Preliminarily Secured or secured with top layer	Min. 2-inch E3	Fasteners & Plates secured 16 per 4-ft x 8-ft board	JM PVC FB	2-Part UIA-C(S) or ASTM D 312 Type IV Asphalt	-52.5 (Lim. 7)
W-AM-3	T15/32P, L24, N6	Min. 2-inch E3	Fasteners & Plates secured 16 per 4-ft x 8-ft board	Min. 0.5-inch ProtectoR HD, DensDeck Prime, DEXcell FA, or SECUROCK	OSFA, RSUA, or 2-Part UIA applied 6-inch o.c.	JM PVC or PVC SD Plus	PVC MA (LowVOC)	-52.5 (Lim. 7)
W-AM-4	T15/32P, L24, N6	Min. 2-inch E3	Fasteners & Plates secured 16 per 4-ft x 8-ft board	Min. 0.5-inch ProtectoR HD, DensDeck Prime, or SECUROCK	OSFA, RSUA, or 2-Part UIA applied 6-inch o.c.	JM PVC or PVC SD Plus	PVC ASSBA	-52.5 (Lim. 7)
W-AM-5	T15/32P, L24, N6	Min. 2-inch E3	Fasteners & Plates secured 16 per 4-ft x 8-ft board	Min. 0.5-inch ProtectoR HD, DEXcell FA, or SECUROCK	OSFA, RSUA, or 2-Part UIA applied 6-inch o.c.	JM PVC FB	2-Part UIA-C(S)	-52.5 (Lim. 7)
W-AM-6	T15/32P, L24, N6	Min. 2-inch E3	Fasteners & Plates secured 16 per 4-ft x 8-ft board	Min. 1.5-inch E3	OSFA, RSUA, or 2-Part UIA applied 6-inch o.c.	JM PVC or PVC SD Plus	PVC MA (LowVOC) or PVC ASSBA	-52.5 (Lim. 7)
W-AM-7	T15/32P, L24, N6	Optional INSULATION and/or Vapor Barrier	Preliminarily Secured or secured with top layer	Min. 0.5-inch DEXcell FA	JM UltraFast Plate Metal Flat and All Purpose Fastener secured 24 per 4-ft x 8-ft board Pattern #2	JM PVC or PVC SD Plus	PVC MA (LowVOC)	-75 (Lim. 7)
W-AM-8	T15/32P, L24, N6	Optional INSULATION and/or Vapor Barrier	Preliminarily Secured or secured with top layer	Min. 0.5-inch DEXcell FA	JM UltraFast Plate Metal Flat and All Purpose Fastener secured 24 per 4-ft x 8-ft board Pattern #2	JM PVC FB	2-Part UIA-C(S)	-75 (Lim. 7)
W-AM-9	T19/32P, L24, N6	Optional INSULATION and/or Vapor Barrier	Preliminarily Secured or secured with top layer	Min. 0.5-inch DEXcell FA	JM UltraFast Plate Metal Flat and All Purpose Fastener secured 24 per 4-ft x 8-ft board Pattern #2	JM PVC or PVC SD Plus	PVC MA (LowVOC)	-82.5 (Lim. 7)

**APPENDIX C – APPROVED ASSEMBLIES FOR JM PVC SINGLE-PLY MEMBRANES**

<b>Assemblies with Adhered Membranes over Insulated Wood Deck (New, Existing, or Recover)</b>								
System No.	Deck Detail	Base Insulation	Base Insulation Attachment	Top Insulation or Coverboard	Top Insulation or Coverboard Attachment	Membrane	Membrane Attachment	MDP (psf)
W-AM-10	T19/32P, L24, N6	Optional INSULATION and/or Vapor Barrier	Preliminarily Secured or secured with top layer	Min. 0.5-inch DEXcell FA	JM UltraFast Plate Metal Flat and All Purpose Fastener secured 24 per 4-ft x 8-ft board Pattern #2	JM PVC FB	2-Part UIA-C(S)	-82.5 (Lim. 7)
W-AM-11	T15/32P, L24, N6	Optional INSULATION and/or Vapor Barrier	Preliminarily Secured or secured with top layer	Min. 2-inch E3	Fasteners & Plates secured 24 per 4-ft x 8-ft board Pattern #2	JM PVC or PVC SD Plus	PVC MA (LowVOC) or PVC ASSBA	-82.5 (Lim. 7)
W-AM-12	T15/32P, L24, N6	Optional INSULATION and/or Vapor Barrier	Preliminarily Secured or secured with top layer	Min. 2-inch E3	Fasteners & Plates secured 24 per 4-ft x 8-ft board Pattern #2	JM PVC FB	ASTM D 312 Type IV Asphalt or 2-Part UIA-C(S)	-82.5 (Lim. 7)
W-AM-13	T15/32P, L24, N6	Min. 2-inch E3	Fasteners & Plates secured 24 per 4-ft x 8-ft board Pattern #2	Min. 0.5-inch ProtectoR HD, DensDeck Prime, DEXcell FA, or SECUROCK	OSFA, RSUA, or 2-Part UIA applied 6-inch o.c.	JM PVC or PVC SD Plus	PVC MA (LowVOC)	-82.5 (Lim. 7)
W-AM-14	T15/32P, L24, N6	Min. 2-inch E3	Fasteners & Plates secured 24 per 4-ft x 8-ft board Pattern #2	Min. 0.5-inch ProtectoR HD, DensDeck Prime, or SECUROCK	OSFA, RSUA, or 2-Part UIA applied 6-inch o.c.	JM PVC or PVC SD Plus	PVC ASSBA	-82.5 (Lim. 7)
W-AM-15	T15/32P, L24, N6	Min. 2-inch E3	Fasteners & Plates secured 24 per 4-ft x 8-ft board Pattern #2	Min. 0.5-inch ProtectoR HD, DEXcell FA, or SECUROCK	OSFA, RSUA, or 2-Part UIA applied 6-inch o.c.	JM PVC FB	2-Part UIA-C(S)	-82.5 (Lim. 7)
W-AM-16	T15/32P, L24, N6	Min. 2-inch E3	Fasteners & Plates secured 24 per 4-ft x 8-ft board Pattern #2	Min. 1.5-inch E3	OSFA, RSUA, or 2-Part UIA applied 6-inch o.c.	JM PVC or PVC SD Plus	PVC MA (LowVOC) or PVC ASSBA	-82.5 (Lim. 7)



**APPENDIX C – APPROVED ASSEMBLIES FOR JM PVC SINGLE-PLY MEMBRANES**

<b>Mechanically Fastened Assemblies over Wood Deck (New or Existing)</b>									
System No.	Deck Detail	Thermal Barrier	Base Insulation	Base Insulation Attachment	Top Insulation	Top Insulation Attachment	Membrane	Membrane Attachment	MDP (psf)
W-M-1	T15/32P, L24, N6	As required	Min. 0.25-inch INSULATION	Preliminarily Secured or secured with top layer	OPTIONAL Cover Board	Preliminarily Secured	JM PVC	Attached in-lap 12-inch o.c. with All Purpose Fasteners and High Load Plates through deck into wood supports; Fastener shall have sufficient length to penetrate min. 1.5-inch into wood supports; Fastener rows max. 72-inch o.c.	<b>-45 (Lim. 7)</b>

<b>Induction Welded Assemblies over Wood Deck (New or Existing)</b>									
System No.	Deck Detail	Thermal Barrier	Base Insulation	Base Insulation Attachment	Top Insulation	Top Insulation Attachment	Membrane	Membrane Attachment	MDP (psf)
W-W-1	T15/32P, L24, N6	As required	Min. 0.25-inch INSULATION	Preliminarily Secured or secured with top layer	OPTIONAL Cover Board	IW (min. 1.5-inch embedment into wood supports) secured max. 24-inch o.c. through sheathing into wood structural supports in rows max. 24" o.c.	JM PVC (Min. 60 mil)	Induction welded to Weld plates	<b>-52.5 (Lim. 7)</b>

**END OF REPORT**